



National Institute of Metrology (Thailand)

Ministry of Higher Education, Science, Research and Innovation

Certificate of Calibration

Certificate No. : MW-0073-22
Issued by : Flow and Volume of Liquid Laboratory
Mechanical Metrology Department

Page 1 of 3 pages

MEASUREMENT ITEM : TSP&PM10 Calibrator

MANUFACTURER : Tisch Environmental, Inc.

MODEL/TYPE : TE-5028

SERIAL NUMBER : 3945

CUSTOMER : TNP ENVIRONMENT CO.,LTD.
332/173 Moo.3, Bang Rak Phatthana,
Bang Bua Thong, Nonthaburi 11110 Thailand

MEASUREMENT DATE : October 4, 2022

The reported measurement result relates only to the measurand and applies only at the time of measurement.

Reference:
MEC7903-01/22

Date:
October 7, 2022

Approved by:

(Wirun Laopornpichayanuwat)

Performed by:

(Terdsak Neadkratoke)

Partial reproduction of this certificate is permitted only with a written permission from NIMT.



ENVIRONMENTAL CONDITIONS:

Ambient condition in the laboratory are as follows :

Temperature	: 23.0 ± 2.0	°C
Relative Humidity	: 55 ± 15	%RH

Calibration Condition:

Preconditioning	: 24 hours at ambient conditions.
Measurement Condition	: The average values during measurement are 22.9°C and 56 %RH.

MEASUREMENT METHOD:

The Orifice gas flow device was calibrated against NIMT's Standard Gas Meter Model DELTA S-Flow G65. The CP-MW 0009 was used as a calibration guideline.

TABULATION OF RESULTS:

The tables on the next page give the measured values.

UNCERTAINTY OF MEASUREMENT:

The stated uncertainty is the expanded uncertainty which is obtained by multiplying the standard uncertainty by the coverage factor $k = 2$. It has been determined in accordance with EA publication EA-4/02M:2013 "Evaluation of the Uncertainty of Measurement in Calibration" and "JCGM 100:2008 Evaluation of measurement data - Guide to the Expression of Uncertainty in Measurement (GUM 1995 with minor corrections)". The value of the measurand lies within the assigned range of values with a probability of 95 %.

TRACEABILITY:

This certificate provides a traceability of the measurement to recognized the national standards, and to the realization of the International System of Units (SI).



MEASUREMENT RESULTS:

The Orifice gas flow device was calibrated by direct comparison method with the Gas Meter standard. The Humid air was used as a medium in the system. The standard conditions are 25°C (298.15 K) and 760 mmHg for standard temperature and standard pressure respectively.

Table 1. The results of Q actual calibration data

Plate	Flow rate m^3/min	Pressure [Pa] mmHg	Temperature [Ta] °C	Temperature [Tm] °C	Δp _Meter mmHg	Δp _Orifice inH ₂ O	Y	Actual Flow [Q_a] m^3/min
1	0.697	754.696	22.88	22.67	74.612	1.074	0.649	0.628
2	0.911	754.573	23.01	22.76	46.463	2.013	0.889	0.855
3	0.997	754.499	23.00	22.89	21.430	2.608	1.012	0.969
4	1.068	754.506	22.96	22.95	15.542	3.049	1.094	1.046
5	1.169	754.510	22.96	22.92	15.371	3.642	1.195	1.146

Slope (m): 1.06036

Intercept (b): -0.01694

Correlation coefficient (r): 0.99986

Uncertainty ($k=2$): 0.015 m^3/min

Table 2. The results of Q standard calibration data

Plate	Flow rate m^3/min	Pressure [Pa] mmHg	Temperature [Ta] °C	Temperature [Tm] °C	Δp _Meter mmHg	Δp _Orifice inH ₂ O	Y	Standard Flow [Q_{std}] m^3/min
1	0.697	754.696	22.88	22.67	74.612	1.074	1.036	0.628
2	0.911	754.573	23.01	22.76	46.463	2.013	1.418	0.855
3	0.997	754.499	23.00	22.89	21.430	2.608	1.615	0.968
4	1.068	754.506	22.96	22.95	15.542	3.049	1.746	1.045
5	1.169	754.510	22.96	22.92	15.371	3.642	1.908	1.145

Slope (m): 1.69297

Intercept (b): -0.02707

Correlation coefficient (r): 0.99986

Uncertainty ($k=2$): 0.016 m^3/min

End of Certificate of Calibration

Site and Calibration Information

Location : TNP Environment Co.,Ltd.	Date : March 15,2022
Serial : TNP-F-03-TSP	Tech : Mr.Tanawat Ngaowattana

Site Conditions


Barometric Pressure (mmHg) : 758	Corrected Pressure (mmHg) : 758
Temperature (deg C) : 32	Temperature (deg K) : 305
Average Press.(mmHg) : 758	Corrected Average (mmHg) : 758
Average Temp.(deg C) : 32	Average Temp.(deg K) : 305


Calibration Orifice

Make : Tish Environment	Qstd Slope : 1.62970
Model : TE-5028A	Qstd Intercept : 0.00443
Serial : 3945	Date Certified : July 29, 2022

Calibration Information

Plate or Test #	H2O (in)	Qstd (m3/min)	I (Chart)	IC (Corrected)	Linear Regression
1	7.60	1.667	55.00	54.29	Slope : 28.1715
2	5.80	1.456	49.00	48.37	Intercept : 7.3544
3	4.50	1.282	44.00	43.43	Corr. Coeff : 0.9999
4	3.30	1.098	39.00	38.50	# of Observation: 5
5	2.40	0.936	34.00	33.56	

Calibrate By : 
(Mr.Tanawat Ngaowattana)

Approved By : 
(Mr.Kittichai Limparangsee)

Site and Calibration Information

Location : TNP Environment Co.,Ltd.	Date : March 15,2022
Serial : TNP-F-05-TSP	Tech : Mr.Tanawat Ngaowattana

Site Conditions


Barometric Pressure (mmHg) : 758	Corrected Pressure (mmHg) : 758
Temperature (deg C) : 32	Temperature (deg K) : 305
Average Press.(mmHg) : 758	Corrected Average (mmHg) : 758
Average Temp.(deg C) : 32	Average Temp.(deg K) : 305


Calibration Orifice

Make : Tish Environment	Qstd Slope : 1.62970
Model : TE-5028A	Qstd Intercept : 0.00443
Serial : 3945	Date Certified : July 29, 2022

Calibration Information

Plate or Test #	H2O (in)	Qstd (m3/min)	I (Chart)	IC (Corrected)	Linear Regression Slope : 31.3340 Intercept : 3.8804 Corr. Coeff : 0.9997 # of Observation : 5
1	7.40	1.645	58.00	57.26	
2	6.20	1.506	54.00	53.31	
3	5.00	1.352	49.00	48.37	
4	3.90	1.194	44.00	43.43	
5	2.80	1.011	38.00	37.51	

Calibrate By : 
 (Mr.Tanawat Ngaowattana)

Approved By : 
 (Mr.Kittichai Limparangsee)

Site Information

Location : TNP Environment Co.,Ltd. **Date** : March 15, 2022
Serial : TNP-F-04-PM10 **Tech** : Mr.Tanawat Ngaowattana

Site Conditions


Barometric Pressure (mmHg)	: 756	Corrected Pressure (mmHg)	: 756
Temperature (deg C)	: 30	Temperature (deg K)	: 303
Average Press.(mmHg)	: 756	Corrected Average (mmHg)	: 756
Average Temp.(deg C)	: 30	Average Temp.(deg K)	: 303

Calibration Orifice

Make : Tish Environment **Slope** : 1.62970
Model : TE-5028A **Intercept** : 0.00443
Serial : 3945 **Calibration Due Date** : July 29, 2022

Calibration Data

Plate or Test #	H2O (in)	Qa (m3/min)	I (Chart)	IC (Corrected)	Linear Regression
1	7.00	1.022	55.00	34.73	Slope : 29.1573
2	5.60	0.914	50.00	31.57	Intercept : 4.9505
3	4.10	0.782	44.00	27.78	Corr. Coeff : 0.9997
4	3.00	0.668	39.00	24.63	# of Observation : 5
5	2.20	0.572	34.00	21.47	

Calibrate By : 
(Mr.Tanawat Ngaowattana)

Approved By : 
(Mr.Kittichai Limparangsee)

Site Information

Location :	TNP Environment Co.,Ltd.	Date :	March 15, 2022
Serial :	TNP-F-06-PM10	Tech :	Mr.Tanawat Ngaowattana

Site Conditions

Barometric Pressure (mmHg) :	756	Corrected Pressure (mmHg) :	756
Temperature (deg C) :	30	Temperature (deg K) :	303
Average Press.(mmHg) :	756	Corrected Average (mmHg) :	756
Average Temp.(deg C) :	30	Average Temp.(deg K) :	303

Calibration Orifice

Make :	Tish Environment	Slope :	1.62970
Model :	TE-5028A	Intercept :	0.00443
Serial :	3945	Calibration Due Date :	July 29, 2022

Calibration Data

Plate or Test #	H2O (in)	Qa (m3/min)	I (Chart)	IC (Corrected)	Linear Regression
1	7.00	1.022	59.00	37.25	Slope : 59.2704
2	6.00	0.946	52.00	32.83	Intercept : -23.3286
3	5.10	0.872	45.00	28.41	Corr. Coeff : 0.9999
4	4.20	0.791	37.00	23.36	# of Observatio : 5
5	3.10	0.679	27.00	17.05	

Calibrate By :



(Mr.Tanawat Ngaowattana)

Approved By :



(Mr.Kittichai Limparangsee)



บริษัท เอ็นไวร์ เซอร์วิส จำกัด
ENVIR SERVICE CO., LTD.

บริษัท เอ็นไวร์ เซอร์วิส จำกัด

42 รามอินทรา 14 แยก 9 แขวงท่าแร้ง เขตบางเขน กรุงเทพฯ 10230 โทรศัพท์ 02-9435814-5 โทรสาร 02-9438201

42 Raminthra 14 yeak 9, Tha Rang, Bangkhen, Bangkok 10230 Tel : 02-9435814-5 Fax : 02-9438201

Analyzer Performance Test

Calibrated Date: 18 January 2022

Instruments Information

Analyzer Type: CO Analyzer Model: 48C	Manufacturer Thermo Environmental S/N: 48C-67713-358
--	---

Calibration System

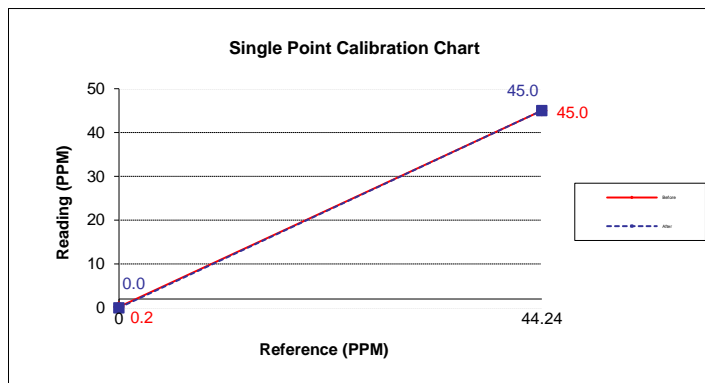
Calibrator Unit	Standard Gas
Dilutor Model Dasibi Model 5008 S/N: 705 ZERO AIR Generator API MODEL 701 S/N: 1924	NO Conc 55.47 PPM SO2 Conc 55.11 PPM CO Conc 4,535 PPM Cylinder number EB0129027 Expire Date: 29 Oct. 2027

Environment: Temperature 25.5 °C

Humidity: 51 %RH

Calibration Report

Status	Zero			Span		
	Reference (PPM)	Reading (PPM)	Drift (PPM)	Reference (PPM)	Reading (PPM)	Drift%
Before	0.0	0.2	0.2	44.2	45.0	1.7
After	0.0	0.0	0.0	45.0	45.0	0.0



Calibrate By :

Mr. PASAGORN SAMOL



บริษัท เอ็นไวร์ เซอร์วิส จำกัด
ENVIR SERVICE CO., LTD.

บริษัท เอ็นไวร์ เซอร์วิส จำกัด

42 รามอินทรา 14 แยก 9 แขวงท่าแร้ง เขตบางเขน กรุงเทพฯ 10230 โทรศัพท์ 02-9435814-5 โทรสาร 02-9438201

42 Raminthra 14 yeak 9, Tha Rang, Bangkhen, Bankok 10230 Tel : 02-9435814-5 Fax : 02-9438201

Analyzer Performance Test

Calibrated Date: 20 January 2022

Instruments Information

Analyzer Type: NO/NO ₂ /NO _x Analyzer Model: 42C	Manufacturer Thermo Environmental S/N: 0413406269
---	--

Calibration System

Calibrator Unit	Standard Gas
Dilutor Model Dasibi Model 5008 S/N: 705 ZERO AIR Generator API Model 701 S/N: 1924	NO Conc 55.47 PPM SO ₂ Conc 55.11 PPM CO Conc 4,535 PPM Cylinder number EB0129027 Expire Date: 29 Oct. 2027

Environment: Temperature 25.5 °C

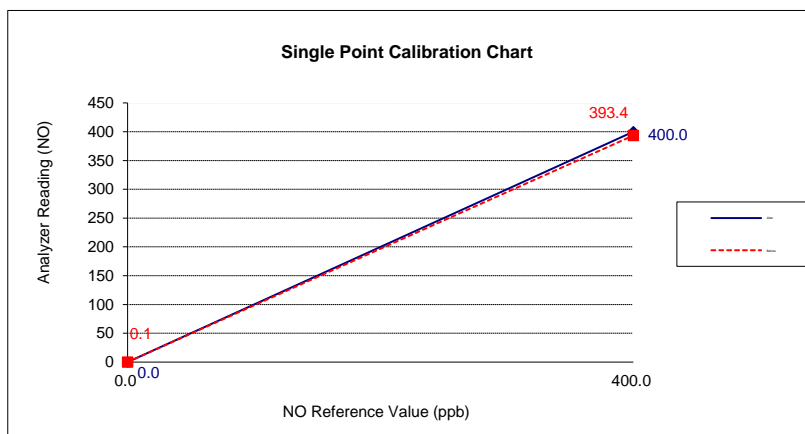
Humidity: 51 %RH

Calibration Check (Before adjust)

GAS	Zero			Span		
	Reading Value (ppb)	Expected Value (ppb)	Drift (ppb)	Reading Value (ppb)	Expected Value (ppb)	Drift%
NO	0.1	0.0	0.1	393.4	400.0	-1.7
NO _x	0.1	0.0	0.1	396.7	400.0	-0.8

Calibration Check (After adjust)

GAS	Zero			Span		
	Reading Value (ppb)	Expected Value (ppb)	Drift (ppb)	Reading Value (ppb)	Expected Value (ppb)	Drift%
NO	0.0	0.0	0.0	400.0	400.0	0.0
NO _x	0.0	0.0	0.0	400.0	400.0	0.0



Calibrate By : Mr. Pasagorn Samol



บริษัท เอ็นไวร์ เซอร์วิส จำกัด

บริษัท เอ็นไวร์ เซอร์วิส จำกัด
ENVIR SERVICE CO., LTD.

42 รามอินทรา 14 แยก 9 แขวงท่าแร้ง เขตบางเขน กรุงเทพฯ 10230 โทรศัพท์ 02-9435814-5 โทรสาร 02-9438201

42 Raminthra 14 yeak 9, Tha Rang, Bangkhen, Bankok 10230 Tel : 02-9435814-5 Fax : 02-9438201

Analyzer Performance Test

Calibrated Date: 20 January 2022

Instruments Information

Analyzer Type: SO2 Analyzer Model: 43C	Manufacturer Thermo Environmental S/N: 0327402325
---	--

Calibration System

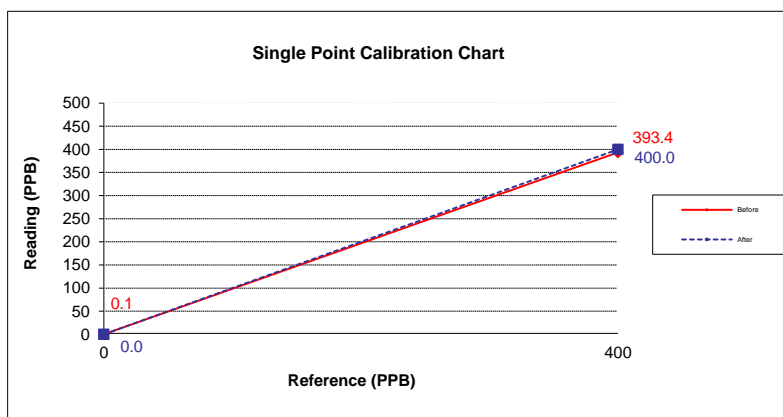
Calibrator Unit	Standard Gas
Dilutor Model Dasibi Model 5008 S/N: 705 ZERO AIR Generator API MODEL 701 S/N: 1924	NO Conc 55.47 PPM SO2 Conc 55.11 PPM CO Conc 4,535 PPM Cylinder number EB0129027 Expire Date: 29 Oct. 2027

Environment: Temperature 25.5 °C

Humidity: 51 %RH

Calibration Report

Status	Zero			Span		
	Reference (PPB)	Reading (PPB)	Drift (PPB)	Reference (PPB)	Reading (PPB)	Drift%
Before	0.0	0.1	0.1	400.0	393.4	-1.6
After	0.0	0.0	0.0	400.0	400.0	0.0



Calibrate By :

Mr.PASAGORN SAMOL



บริษัท เอ็นไวร์ เซอร์วิส จำกัด
ENVIR SERVICE CO., LTD.

บริษัท เอ็นไวร์ เซอร์วิส จำกัด

42 รามอินทรา 14 แยก 9 แขวงท่าแร้ง เขตบางเขน กรุงเทพฯ 10230 โทรศัพท์ 02-9435814-5 โทรสาร 02-9438201

42 Raminthra 14 yeak 9, Tha Rang, Bangkhen, Bankok 10230 Tel : 02-9435814-5 Fax : 02-9438201

Analyzer Performance Test

Calibrated Date: 23 September 2022

Instruments Information

Analyzer Type: CH4-NMHC-THC Analyzer Model: APHA-360CE	Manufacturer: HORIBA S/N: 423740300209
---	---

Calibration System

Calibrator Unit	Standard Gas
Dilutor Model Dasibi S/N: 705 ZERO AIR Generator API Model 701 S/N: 1924	Mrteane 180 PPM Propane 181 PPM Cylinder AAL5888 Expire Date: 24 May, 2027

Environment: Temperature 25 °C

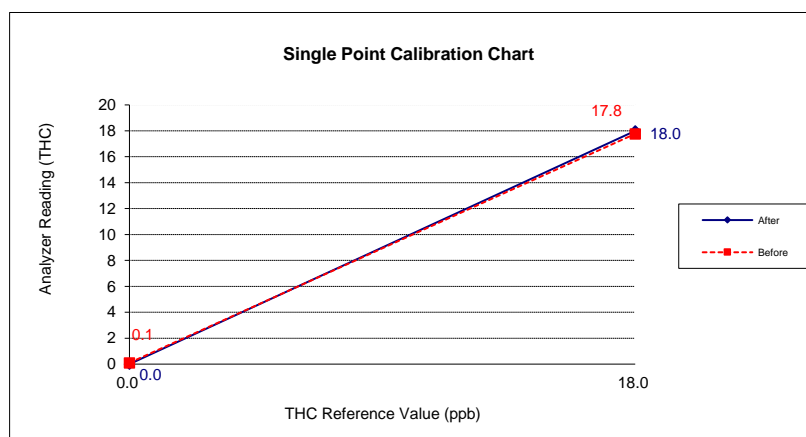
Humidity: 51 %RH

Calibration Check (Before adjust)

GAS	Zero			Span		
	Reading Value (PPM)	Expected Value (PPM)	Drift (PPM)	Reading Value (PPM)	Expected Value (PPM)	Drift%
NH4	0.1	0.0	0.1	17.8	18.0	-1.3
NMHC	0.1	0.0	0.1	17.7	18.0	-1.5

Calibration Check (After adjust)

GAS	Zero			Span		
	Reading Value (PPM)	Expected Value (PPM)	Drift (PPM)	Reading Value (PPM)	Expected Value (PPM)	Drift%
NH4	0.0	0.0	0.0	18.0	18.0	0.0
NMHC	0.0	0.0	0.0	18.0	18.0	0.0



Signature

Calibrate By : Mr. Pasagorn Samol



Certificate of Calibration

Certificate Number : SPR22070283-5

Page : 1 of 3

Customer : TNP ENVIRONMENT CO.,LTD.

332/173 Moo.3, Bang Rak Phatthana, Bang Bua Thong, Nonthaburi
11110

Equipment Name : Sound Level Meter

Manufacturer : Scarlet Tech

Model : ST-25D

Serial Number : 10340947

ID. Number : TNP-F-S28

Environmental Conditions

Ambient Temperature : $23^{\circ}\text{C} \pm 3^{\circ}\text{C}$

Relative Humidity : $50\% \pm 15\%$

Location of Calibration : In-Lab

Calibration Procedure : SP-CPE-04-01

Received Date : 18 Jul 2022

Calibration Date : 21 Jul 2022

Recommend Due Date : 21 Jul 2023

Date of Issue : 22 Jul 2022

Method of Calibration

This certifies that the above instrument was calibrated in compliance with the calibration system requirement of ISO/IEC 17025:2017 in accordance with reference procedure. Standards used to perform this calibration are certified by to NIST or equivalent, National metrology institute, Natural physical constants, consensus standards. The result reported herein apply only to the calibration of the item described above as received. Our decision rule is to contact the customer if the item pass and fail calibration when the results include the uncertainties and the customer must determine if the results meets their needs.

All calibrations are performed within manufacture's specifications. The calibration certificate shall not be reproduced except in full, without written approval of SP Metrology System (Thailand).

Calibrated by : Mr.Chumpon Dokpikul

Calibration Officer

Approved by :

(Mr.Worapong Sinthusopa)

Authorized Signatory



Calibration Report

Certificate Number : SPR22070283-5

Page : 2 of 3

Reference Standards

Equipment Name	Model	Serial No.	Certificate No.	Due. Date
Sound Level Calibrator	SC-942	B014059	EEL.BP. 34/1264	22 Dec 2022

Traceability

This certification is traceable to the International System of Unit maintained at :
TISTR - Thailand Institute of Scientific and Technological Research





Certificate of Calibration

Certificate Number : SPR22070283-7

Page : 1 of 3

Customer : TNP ENVIRONMENT CO.,LTD.

332/173 Moo.3, Bang Rak Phatthana, Bang Bua Thong, Nonthaburi
11110

Equipment Name : Sound Level Meter

Manufacturer : Scarlet Tech

Model : ST-25D

Serial Number : 10340949

ID. Number : TNP-F-S30

Environmental Conditions

Ambient Temperature : $23^{\circ}\text{C} \pm 3^{\circ}\text{C}$

Received Date : 18 Jul 2022

Relative Humidity : $50\% \pm 15\%$

Calibration Date : 29 Jul 2022

Location of Calibration : In-Lab

Recommend Due Date : 29 Jul 2023

Calibration Procedure : SP-CPE-04-01

Date of Issue : 30 Jul 2022

Method of Calibration

This certifies that the above instrument was calibrated in compliance with the calibration system requirement of ISO/IEC 17025:2017 in accordance with reference procedure. Standards used to perform this calibration are certified by to NIST or equivalent, National metrology institute, Natural physical constants, consensus standards. The result reported herein apply only to the calibration of the item described above as received. Our decision rule is to contact the customer if the item pass and fail calibration when the results include the uncertainties and the customer must determine if the results meets their needs.

All calibrations are performed within manufacture's specifications. The calibration certificate shall not be reproduced except in full, without written approval of SP Metrology System (Thailand).

Calibrated by : Mr. Karoon Pengsalung

Approved by :

Calibration Officer

(Mr. Worapong Sinthusopa)

Authorized Signatory



Calibration Report

Certificate Number : SPR22070283-7

Page : 2 of 3

Reference Standards

Equipment Name	Model	Serial No.	Certificate No.	Due. Date
Sound Level Calibrator	SC-942	B014059	EEL.BP. 34/1264	22 Dec 2022

Traceability

This certification is traceable to the International System of Unit maintained at :

TISTR - Thailand Institute of Scientific and Technological Research



Result of Calibration

Certificate No. : SPR22070283-7

Page : 3 of 3

Range : 94 to 114 dB

Function : @1kHz

Select A

Unit : dB

Standard Setting	UUC Reading		Error		Uncertainty (±)
	Fast	Slow	Fast	Slow	
94	93.8	93.8	-0.2	-0.2	0.15
114	113.8	113.8	-0.2	-0.2	0.15

Select C

Unit : dB

Standard Setting	UUC Reading		Error		Uncertainty (±)
	Fast	Slow	Fast	Slow	
94	94.0	94.0	0.0	0.0	0.15
114	113.9	113.9	-0.1	-0.1	0.15

Select Z

Unit : dB

Standard Setting	UUC Reading		Error		Uncertainty (±)
	Fast	Slow	Fast	Slow	
94	94.0	94.0	0.0	0.0	0.15
114	114.0	114.0	0.0	0.0	0.15

Note:

The result of calibration was found accurate as show on date and place of calibration only.
This Certificate is not certified for any commercial transaction.

Measurement Uncertainty

The reported uncertainty of measurement is the expanded uncertainty obtained by multiplying the standard uncertainty with the coverage factor $k = 2.00$, providing a level of confidence approximately 95%.
- End of Certificate -

Calibration Certificate


Part Number: 721A2601
Description: Micromate with DIN Geophone
Serial Number: UM19128
Calibration Date: **NOV 30 2021**
Calibration Reference Equipment: 714J7402

Instantel certifies that the above product was calibrated in accordance with the applicable Instantel procedures. These procedures are part of a quality system that is designed to assure that the product listed above meets or exceeds Instantel specifications.

Instantel further certifies that the measurement instruments used during the calibration of this product are traceable to the National Institute of Standards and Technology; or National Research Council of Canada. Evidence of traceability is on file at Instantel and is available upon request.

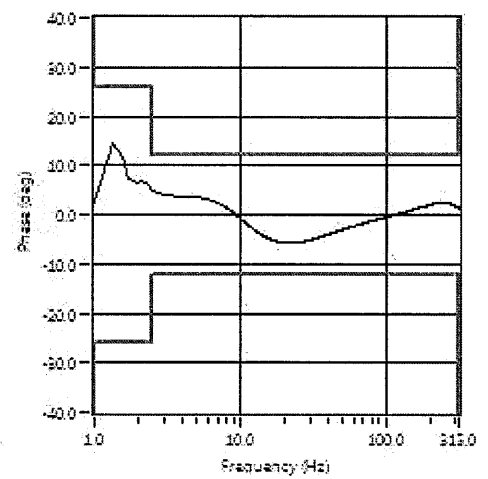
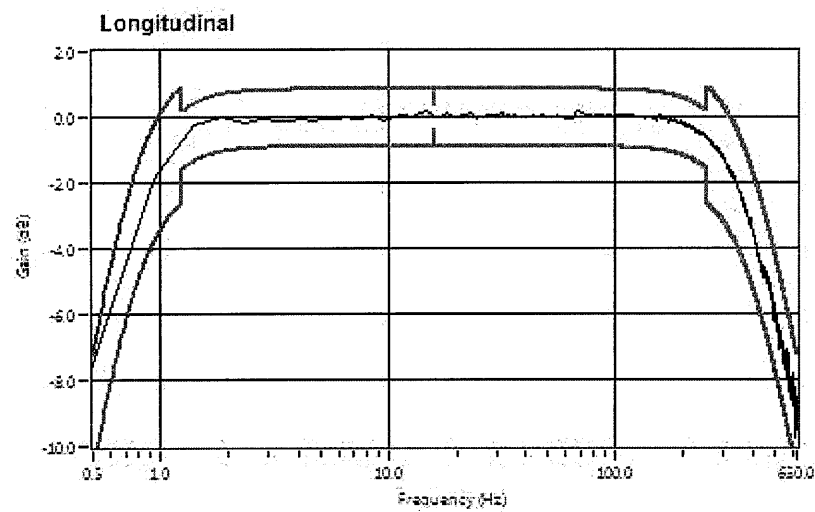
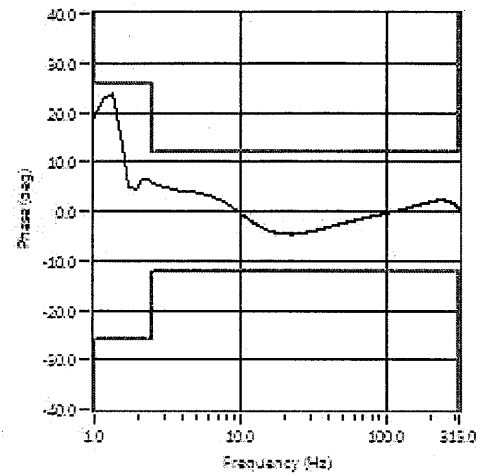
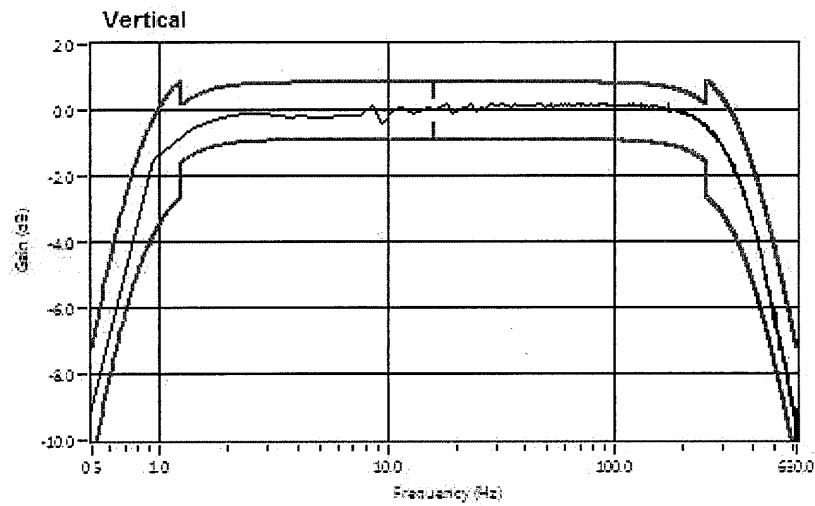
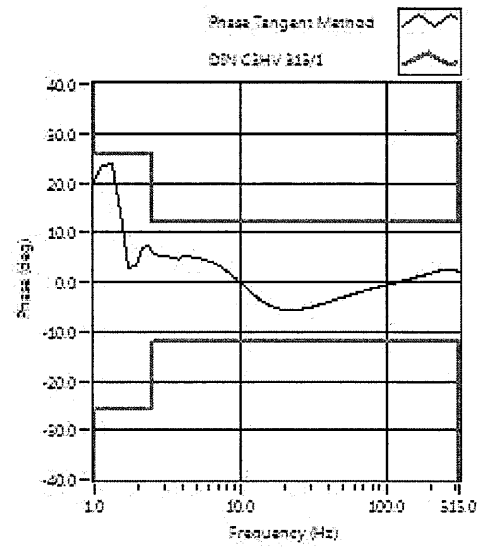
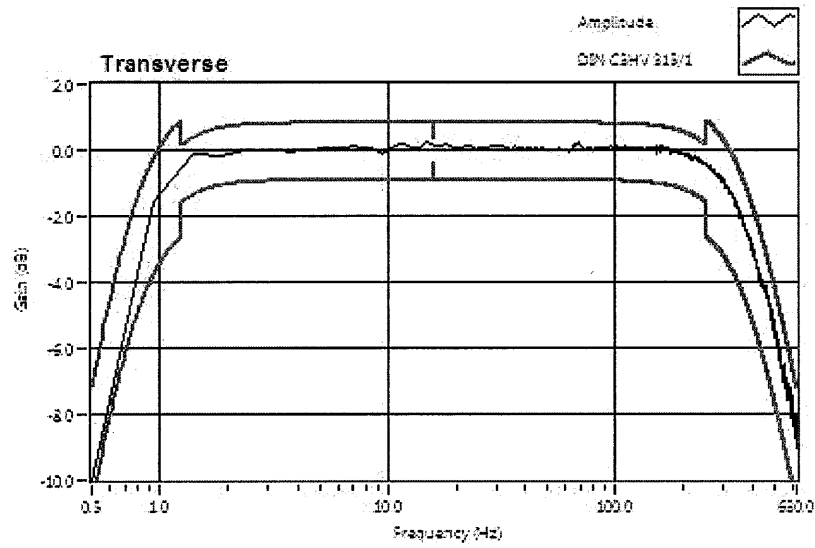
The environment in which this product was calibrated is maintained within the operating specifications of the instrument.

Please note that the sensor check function is intended to check that the sensors are connected to the unit, installed in the proper orientation and sufficiently level to operate properly. This function should not be confused with a formal calibration, which requires the sensors be checked against a reference that is traceable to a known standard. Instantel recommends that products be returned to Instantel or an authorized service and calibration facility for annual calibration.

Calibrated By: 
Xiaoming Yang

 **Instantel** 309 Legget Drive, Ottawa, Ontario, K2K 3A3, (613) 592-4642

Frequency Response of UM19128



Calibration Certificate

Part Number: 721A0201

Description: Micromate ISEE Linear Microphone

Serial Number: UL5389

Calibration Date: NOV 30 2021

Calibration Reference Equipment: 714J7402

The equipment identified above meet or exceeds the International Society of Explosives Engineers (ISEE) 2017 Performance Specification for Blasting Seismographs.

Instantel certifies that the above product was calibrated in accordance with the applicable Instantel procedures. These procedures are part of a quality system that is designed to assure that the product listed above meets or exceeds Instantel specifications.

Instantel further certifies that the measurement instruments used during the calibration of this product are traceable to the National Institute of Standards and Technology; or National Research Council of Canada. Evidence of traceability is on file at Instantel and is available upon request.

The environment in which this product was calibrated is maintained within the operating specifications of the instrument.

Please note that the sensor check function is intended to check that the sensors are connected to the unit, installed in the proper orientation and sufficiently level to operate properly. This function should not be confused with a formal calibration, which requires the sensors be checked against a reference that is traceable to a known standard. Instantel recommends that products be returned to Instantel or an authorized service and calibration facility for annual calibration.

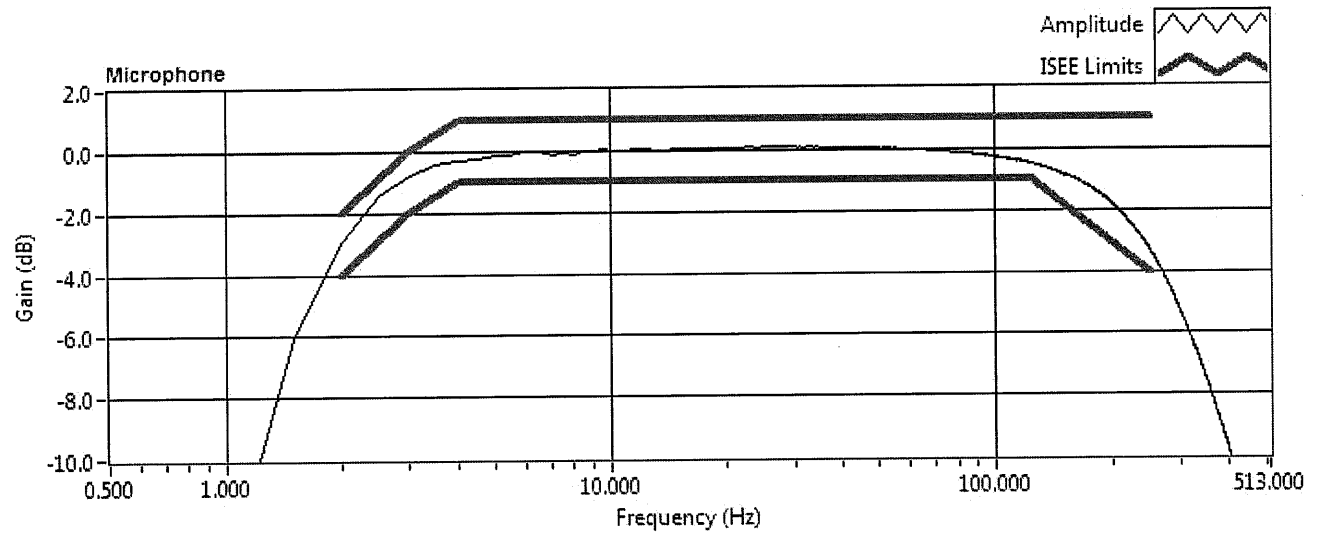
Calibrated By: _____

Ninh Nguyen



309 Legget Drive, Ottawa, Ontario, K2K 3A3, (613) 592-4642

Amplitude Frequency Response of UL5389



Certificate of Calibration

Certificate No. : 65-400665-1

Page : 1 of 2

Submitted by : TNP Environment Co., Ltd.

332/173 Moo 3 Bang Rak Phatthana, Bang Bua Thong, Nonthaburi 11110

Equipment : Air Chamber (Oven)

Manufacturer : Memmert

Model : UF75

Range : N/A °C

Resolution : 0.1 °C

Serial No. : B320.0251

ID No. : N/A

Environment : On site calibration was carried out at the Laboratory, TNP Environment Co., Ltd.

Ambient Temperature : (27.0 to 28.0 °C

Relative Humidity : (40 to 45) %

Line Voltage : (228.0 to 230.0) V

Date of Received : 26 December 2022

Date of Calibration : 26 December 2022

Date of Issue : 28 December 2022

Calibrated by : Permpon Chanpu

Calibration Method : CAL-M4004, TLAS G-20

The temperature scale used was based on ITS-90

Reference Standard Instruments : This certification is traceable to the International System of Units

Standard Digital Thermometer with Thermocouple probe

ID No.

Cert. No.

Due Date

Traceability

400029 & 400030 65-400548-1

26 Apr 2023

National Institute of Metrology Thailand (NIMT)

Approved by :



(Bunjerd Masri)

Supervisor

The Uncertainties are for a confidence probability of approximately 95%

This certificate may not be reproduced other than in full except with the prior written approval of the Calibratech Co.,Ltd.



Certificate of Calibration

Certificate No. : 65-400665-1

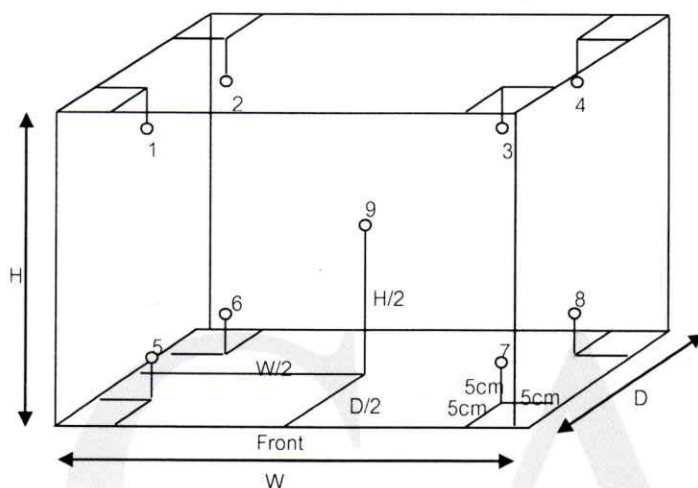
Page : 2 of 2

Result of Calibration : Without Adjustment

UUC Condition As-Received : Good

Function : Temperature measurement

This instrument was setting air ventilation at position 0 (close)



Inside of Chamber

W = 0.40 m

D = 0.33 m

H = 0.56 m

Capacity = 0.07 m³

Test Point (°C)	Setting Temperature (°C)	Indicating Temperature (°C)	Measured Temperature (°C) @ Sensor No.									Uncertainty (± °C)
			1	2	3	4	5	6	7	8	9	
104.0	104.0	104.0	104.2	104.1	104.2	104.0	103.8	103.9	103.9	103.9	104.0	0.69
180.0	180.0	180.0	179.6	179.6	179.7	179.8	180.2	179.5	179.0	179.8	180.5	1.0

Test Point (°C)	Setting Temperature (°C)	Indicating Temperature (°C)	Measured Uniformity (°C)	Measured Stability (°C)	Overall Variation (°C)
104.0	104.0	104.0	0.4	0.1	0.7
180.0	180.0	180.0	1.7	0.3	2.0

Remark The uncertainty is not combine uniformity of the air chamber

This result of calibration was found accurate as shown on date and place of calibration only.

This reported uncertainty of measurement was based on a standard uncertainty multiplied by a coverage factor $k = 2$, providing a level of confidence of approximately 95%

- o0o -

B





MCL
Microtech Calibration laboratory



NSC-TISI-TIS 17025
CALIBRATION 0228

53/154 Moo 2, Semafahkarm Road, Tumbon Khukhot, Amphur Lamlukka, Pathumthani 12130

53/154 หมู่ 2 ถนนเสมาฟ้าคราม ตำบลลูกคต อำเภอลำลูกกา จังหวัดปทุมธานี 12130

Tel. 02-9877200 Fax. 02-9877205

Certificate No. : M22 - 1588A

Page : 1 of 4

Certificate of Calibration

Customer : TNP ENVIRONMENT CO.,LTD.
Address : 332/173 Moo 3 Bang Rak Phatthana, Bang Bua Thong, Nonthaburi 11111

Description of Equipment : Electronic Balance
Manufacturer : Shimadzu
Model : AP225WD
Serial Number : D316301848
ID. / Control Number : TNP.LAB.30
Made In : Philippines
Location : On - Site
Environmental Conditions : Temperature (25 +/- 10) °C
Humidity (50 +/- 25) % RH
Atmospheric Pressure (1010 +/- 10) mbar
Calibration Date : APR 18, 2022
Issue Date : APR 20, 2022

Uncertainty of Measurement

The reported uncertainty is based on a standard uncertainty multiplied by coverage factor of $k = 2$. It has been evaluated according to the "Expression of the Uncertainty of Measurement in Calibration (M3003)" which provides a level of confidence approximately 95%.

Calibrated by : Sarawut Khrueapan

Approved by : 

(Precha Pavachot)

Laboratory Manager

Certificate of Calibration

Description : Electronic Balance	Serial Number : D316301848	Resolution : 0.0001,0.00001 g
Manufacturer : Shimadzu	ID. /Control Number : TNP.LAB.30	Order No. : 1398 - 22
Model : AP225WD	Made In : Philippines	Received Date : APR 18, 2022
Unit : g	Capacity : 220 g	Calibration Date : APR 18, 2022

Result of Calibration : Without Adjustment **Resolution** : 0.0001,0.00001 g
Range : 200 g

2. Departure From Nominal Value

Nominal Value g	UUC* Reading g	UUC* Error g	Uncertainty of Measurement +/- g
0	0.00000	0.00000	0.00013
0.1	0.10003	0.00003	0.00013
0.2	0.20002	0.00002	0.00022
0.5	0.50002	0.00002	0.00043
1	1.00002	0.00002	0.00043
2	2.00005	0.00005	0.00043
5	5.00007	0.00007	0.00068
10	10.00006	0.00006	0.00068
20	20.00003	0.00003	0.00068
50	49.99997	-0.00003	0.00068
100	99.99999	-0.00001	0.00068
200	199.9999	-0.0001	0.00068

UUC* = Unit Under Calibration

Certificate of Calibration

Description : Electronic Balance	Serial Number : D316301848	Resolution :
Manufacturer : Shimadzu	ID. /Control Number : TNP.LAB.30	Order No. : 1398 - 22
Model : AP225WD	Made In : Philippines	Received Date : APR 18, 2022
Unit : g	Capacity : 220 g	Calibration Date : APR 18, 2022

Result of Calibration : Without Adjustment **Resolution** : 0.0001, 0.00001 g

Range : 200 g

3. Effect of Center Loading



Nominal Load g	UUC* Reading					Maximum Difference g
	A g	B g	C g	D g	E g	
50	49.99997	49.99997	49.99995	49.99996	49.99996	0.00002

A Mass of 50 g Was Placed to Various Position on The Pan.

The Weighing Machine Reading Error Obtained Is Given In Table

4. Effect Tare Function

Nominal Tare Weight g	Standard Weight g		UUC* Reading g	UUC* Error g
	Tare		0.00000	0.00000
	100	at 20 % 20.0000	20.0001	0.0001
	at 100 %	100.0000	100.0002	0.0002

UUC* = Unit Under Calibration

..... END.....

Certificate of Calibration

Description : Electronic Balance	Serial Number : D316301848	Resolution : 0.0001,0.00001 g
Manufacturer : Shimadzu	ID. /Control Number : TNP.LAB.30	Order No. : 1398 - 22
Model : AP225WD	Made In : Philippines	Received Date : APR 18, 2022
Unit : g	Capacity : 220 g	Calibration Date : APR 18, 2022

Calibration Method

The Electronic balance was measured using standard weight following to in house calibration method MCL-CP14 and based on UKAS LAB 14: Edition 5 July 2015

This result was found accurate as shown on date and place of calibration only.

Reference Standard

Description	Model	Serial No.	Certificate No.	Due Date
Standard Weight Set	50 mg - 2 kg	N/A	B0-0805057/20	MAY 09, 2021

Traceability of Measurement

The measurements are traceable to international system of units (SI)

The certificate is traceable to through Thai Heart Calibration Co.,Ltd.

Range : 200 g

Resolution : 0.0001,0.00001 g

1. Repeatability of Balance

Nominal Value g	Standard Deviation of Reading g
0	0.00000
200	0.0000



TECHNOLOGY PROMOTION ASSOCIATION (THAILAND-JAPAN)
CORPORATE SERVICES 3: EQUIPMENT CALIBRATION AND TESTING SERVICES
534/4 PATTANAKARN ROAD SOI 18, SUANLUANG, SUANLUANG, BANGKOK 10250
TEL. 0-2717-3000-24 FAX. 0-2719-9484



Certificate of Calibration

Certificate No. : 23T238

Page : 1 of 2

Equipment : Liquid-in Glass Thermometer

Manufacturer: SK

Model : -

Serial No.: -

ID No.: TNP.LAB.12

Condition As-Received: Used Item

Received Date: 27 January 2023

Calibration Date: 07 February 2023
to 10 February 2023

Reference: 2301-0937WN

Submitted by: TNP ENVIRONMENT CO.,LTD

Ambient Temperature: (25 ± 3) °C

Relative Humidity: (50 ± 20) %

This certificate may not be reproduced other than in full,
except with the prior written approval of the head of
Corporate Services 3: Equipment Calibration and Testing Services.

332/173 Moo 3, Bang Rak Phatthana, Bang Bua Thong,
Nonthaburi 11110

Procedure used: Calibration were conducted using in-house calibration procedure CP-T02 according to comparison with Industrial Platinum Resistance Thermometer (IPRT) into liquid bath temperature controller.
The temperature scale used was based on ITS-90.

Condition of this result of calibration

1. Reference standards instruments :

<u>Instrument</u>	<u>Model</u>	<u>Serial No.</u>	<u>Certificate No.</u>	<u>Due Date</u>
1) Digital Thermometer	1529	A7A609	22I1274	17 Oct 2023
2) Industrial Platinum Resistance Thermometer	5627-12	571975	22I1274	17 Oct 2023

2. The UUC* was immersed into liquid bath temperature controller and the top about 12 mm of the liquid column above the bath medium in every calibration points.

3. The certificate is valid only to the item calibrated on date and place of calibration.

4. This Certification is traceable to the International System of Unit maintained at:-

-National Institute of Metrology Thailand (NIMT)

Calibrated by : Thammanoon Phuwadkien
Issue Date : 14 February 2023

Approved Signatory :

- [] Phalinee Prabpaipal
[] Chatchawan Khunpiluek
[✓] Wanlop Larpkurn

B 0307331



Cert. No.: 23T238

Page.: 2 of 2

Result of Calibration:-

Without Adjustment

Function: Temperature measurement.

Type: Total Immersion

Scale Division: 1 °C

Reference point (0 °C) Error = -0.9681 °C, with Uncertainty of Measurement of ± 0.16 °C

UUC*	Standard		Uncertainty
Reading	Temperature	Error	of Measurement
(°C)	(°C)	(°C)	(\pm °C)
20	21.4342	-1.4342	0.16
30	31.5544	-1.5544	0.16
40	41.1382	-1.1382	0.16

Note: UUC* : Unit Under Calibration

The UUC* readings were made under magnification and resolved to one tenth of one scale division.

The reported uncertainty of measurement was based on standard uncertainty multiplied by a coverage factor $k = 2$, providing a level of confidence of approximately 95%.

-o0o-

Certificate No. T/O 660071

Date of issue : 14-Mar-2023

Equipment Description : Incubator
Equipment Model : SMART i250-DS
Equipment Serial No. : 0410-0121-0003
I.D. No. or Control No. : -
Manufacturer : Entech Industrial Solution Co.,Ltd.
Customer Name : TNP ENVIRONMENT CO.,LTD.
Customer Address : 332/173 Moo 3 Tambon Bang Rak Phatthana, Amphoe Bang Bua Thong,
Nonthaburi 11110
Total pages of certificate : 2 pages
Instrument Receiving Date : 3-Mar-2023
Receiving No. : O-230081
Environmental Conditions : All of the measurement were carried out in the working area
Temperature : (25 ± 15) °C
Humidity : (55 ± 30) % RH
Voltage : (220 ± 22) VAC
Calibration Place : 332/173 Moo 3 Tambon Bang Rak Phatthana, Amphoe Bang Bua Thong,
Nonthaburi 11110

Calibration Procedure No. : This instrument was calibrated by comparison of reference radiation source standard according to calibration work instration no WI-CL-18-C

The calibration certificate expended uncertainty of measurement is stated as the standard uncertainty of measurement multiplied by the coverage factor k , which for a normal distribution corresponds to a coverage probability of approximately 95%

The standard uncertainty of measurement has been determined in accordance with M 3003

The expression uncertainty and confidence in measurement.

This certificate is applied only to item under test environmental condition.

This calibration certificate may not be reproduced other than in full except with the permission of the issuing laboratory. Calibration certificates without signature and seal are not valid and The results relate only to the items tested/calibrated.

This calibration certificate documents are traceability to national standards, which realize the unit of measurement according to the International system of units (SI).

Date of Calibration : 3-Mar-2023



Mr. Kittipong Kaewsai
Calibration Engineer



Ms. Nongluck Wongsettee
Technical Manager

Certificate No. : T/O 660071

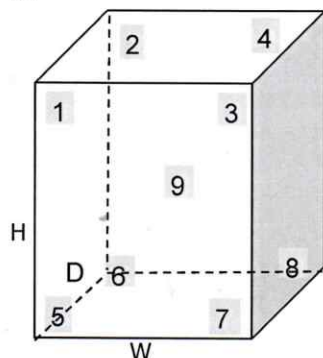
The Reference Standard Instrument :-

Instrument	Model	Serial No.	Cert No.	Due date
1) Data logger with RTD Probe	Agilent 34972A	MY49017365	PSL-T 0524-2/65	4-Apr-2023

Measured room conditions

Temperature :	Minimum: 21.3 °C	Maximum: 22.8 °C
Humidity :	Minimum: 49.3 %RH	Maximum: 54.7 %RH
Voltage :	Minimum: 220.1 VAC	Maximum: 223.4 VAC
Fresh Air Setting:	off	

Sensor Position :



Working Space of chamber :

(Inside Dimensions) W x D x H : 500 mm x 480 mm x 1100 mm

Sensor Installation Details :

- Sensor Number 1 to 8 installed approximately 50 mm From each wall.
- Sensor Number 9 installed approximately geometric of the chamber.

Results : The measurement results of the calibration were reported in the table below.

(*) Without adjustment

() After adjustment

UUC* Setting	UUC* Reading	Temperature Reading of Standard Sensor								
(°C)	(°C)	Sensor Position								
		1	2	3	4	5	6	7	8	9
20.0	20.0	20.34	20.30	20.14	20.18	20.15	20.02	19.93	19.94	20.02

UUC* Setting	UUC* Reading	Temperature Uniformity	Temperature Stability	Overall Variation	Uncertainty of Measurement	Coverage Factor
(°C)	(°C)	(°C)	(± °C)	(°C)	(± °C)	K
20.0	20.0	0.50	0.40	1.00	0.61	2

UUC* = Unit Under Calibration

Remark :-

- Temperature reading of Standard Sensors shown in the table were taken from the average of Standard reading at each position.
- Temperature Uniformity was calculated from the difference between the maximum and minimum of actual temperature reading from all reference sensors at the same time.
- Temperature Stability was calculated from the maximum stability of nine positions, and formula of Stability is [(Maximum Temperature Value - Minimum Temperature Value) / 2]
- Overall Variation was calculated from the difference between the maximum and minimum measured temperature throughout observation time.

End of Report



TECHNOLOGY PROMOTION ASSOCIATION (THAILAND-JAPAN)
CORPORATE SERVICES 3: EQUIPMENT CALIBRATION AND TESTING SERVICES
534/4 PATTANAKARN ROAD SOI 18, SUANLUANG, SUANLUANG BANGKOK 10250
TEL. 0-2717-3000-29 FAX. 0-2719-9484



Cert.No.: 23CH126

Page.: 1 of 2

Certificate of Calibration

Equipment : pH Meter
Manufacturer : Adwa
Model : AD 12
Serial No. : 1328
ID No. : TNP.LAB.13
Condition As-Received: Used Item
Received Date : 27 January 2023
Calibration Date : 30 January 2023
Reference : 2301-0937WN-2
Submitted by : TNP ENVIRONMENT CO.,LTD
332/173 Moo 3, Bang Rak Phatthana,
Bang Bua Thong, Nonthaburi 11110
Ambient Temperature : (25 ± 2.5) °C
Relative Humidity : (50 ± 15) %
Calibration Procedure : In - house method :
- CP-CH5 by direct measurement with standard
voltage calibrator and direct measurement
with certified reference material (CRM)

Calibrated by : Walalak Sirithean

Approved by :

Approved Signatory

- (/) Malee Butkruea
() Saithip Meangmai
() Warakorn Lerngagtrakul

Issue Date : 31 January 2023

The Uncertainties are for a confidence probability of approximately 95%

This certificate may not be reproduced other than in full, except with the prior written
Approval of the head of Corporate Services 3 : Equipment Calibration and Testing Services.

A 0050390



Cert.No.: 23CH126

Page.: 2 of 2

Condition of this calibration result

1. Certified Reference Materials : The measurement results are traceable to SI through CPA chem Ltd.,
ANSI-ASQ National Accreditation Board, Accredited No. AR-1835

<u>Buffer Solution</u>	<u>Manufacturer</u>	<u>Lot No.</u>	<u>Exp. date</u>
pH 4.008	CPA chem	826588	09 July 2024
pH 6.987	CPA chem	826589	09 July 2023
pH 10.008	CPA chem	826590	09 July 2023

2. This certificate is valid only to the item calibrated on date and place of calibration.

Calibration Results

Function : pH Measurement

Performing two buffers standard curve by using buffer nominal pH (4,7)

Unit Under Calibration	Standard pH Buffer Solution	Actual pH Reading	Actual mV Reading (mV)	Uncertainty of pH Measurement (\pm)	Coverage factor k
pH Electrode S/N.: 1328	4.008	4.01	N/A	0.0085	2.05
	6.987	6.99	N/A	0.011	2.00
	10.008	10.02	N/A	0.0095	2.00

- Remark**
- pH meter does not have voltage mode.
 - Can not connect the BNC because the plug does not match with the socket.
 - N/A = Not Available

The reported uncertainty of measurement was based on a standard uncertainty multiplied by a coverage factor k , providing a level of confidence of approximately 95 %

-o0o-

Malu.



TECHNOLOGY PROMOTION ASSOCIATION (THAILAND-JAPAN)
CORPORATE SERVICES 3: EQUIPMENT CALIBRATION AND TESTING SERVICES
534/4 PATTANAKARN ROAD SOI 18, SUANLUANG, SUANLUANG, BANGKOK 10250
TEL. 0-2717-3000-24 FAX. 0-2719-9484



Certificate of Calibration

Certificate No. : 23M455

Page : 1 of 2

Equipment : Standard Weight Set

Manufacturer: -

Model : Class:F1

Serial No.: 15022021-01

ID No.: TNP.LAB.25

Condition As-Received: Used Item

Received Date: 02 March 2023

Calibration Date: 04 March 2023

Reference: 2303-0104WN

Submitted by: TNP ENVIRONMENT CO.,LTD.

Ambient Temperature: (23 ± 2) °C

Relative Humidity: (50 ± 15) %

Atmospheric Pressure: 1015.25 mbar

This certificate may not be reproduced other than in full,
except with the prior written approval of the head of
Corporate Services 3: Equipment Calibration and Testing Services.

332/173 Moo 3, Bang Rak Phatthana, Bang Bua Thong,
Nonthaburi 11110

Procedure used: Calibration were conducted using in-house calibration procedure CP-M01 according to comparison method against standard weights on the basis of weighings at an average air density of 1.2 kg/m³ and a temperature of 23.4 °C material density of weight is 8000 kg/m³.

Condition of this result of calibration

1.Reference standards instruments :

<u>Instrument</u>	<u>Model</u>	<u>Serial No.</u>	<u>Certificate No.</u>	<u>Due Date</u>
1) Standard Weight Set (E2)	73336	20026	MM-0018-22	28 Feb 2024
2) Standard Weight Set (E2)	73338	20028	MM-0019-22	28 Feb 2024

2.This certificate is not certified for any commercial transaction.

3.The certificate is valid only to the item calibrated on date and place of calibration.

4.This Certification is traceable to the International System of Unit maintained at:-

-National Institute of Metrology Thailand (NIMT)

Calibrated by : Thapakorn Thammachai

Issue Date : 07 March 2023

Approved Signatory : _____

☐ Phalinee Prabpaipal

☒ Sura Suwannasri

☐ Chaowalit Rittirak

B 0309848



Cert No.: 23M455

Page: 2 of 2

Result of calibration

Nominal Value	Conventional mass		Uncertainty of Measurement (\pm)	Maximum Permissible error (\pm)
	Before Adjustment	After Adjustment		
200 g	199.99986 g	-	0.30 mg	1.0 mg
100 g	100.00015 g	-	0.16 mg	0.50 mg
50 g	50.00015 g	-	0.10 mg	0.30 mg
20 g	20.000116 g	-	0.080 mg	0.25 mg
10 g	10.000041 g	-	0.060 mg	0.20 mg
5 g	5.000010 g	-	0.050 mg	0.16 mg
2 g	1.999936 g	-	0.040 mg	0.12 mg
1 g	0.999973 g	-	0.030 mg	0.10 mg
200 mg	200.059 mg	200.007 mg	0.020 mg	0.060 mg
100 mg	100.037 mg	99.981 mg	0.016 mg	0.050 mg

The reported uncertainty of measurement was based on a standard uncertainty multiplied by a coverage factor $k = 2$, providing a level of confidence of approximately 95 %.

-o0o-

a 1151188

Calibration Certificate

Cert. No. : CT-23-01-23295

Page : 1 of 4

Issued date : 24 January 2023

Equipment : Water Bath , Manufacturer : MLAB , Model : WBN30
S/N = 0347 , Customer ID = -

Client : TNP ENVIRONMENT CO.,LTD.
332/173 Moo 3 Bang Rak Phatthana, Bang Bua Thong, Nonthaburi 11110

Received Date : 20 January 2023 Ref. Job No. : SO6601-00020
Calibrated by : Mr.Apiwat Mungsamak Cert. prepare by : Ms.Nattanicha Panumram
Calibrated Date : 20 January 2023 Approved by : Mr.Montree Ruschasetkul

Calibration Place : ห้องปฏิบัติการ2
Environment Condition : Temperature 28.5 ± 2.7 (°c) , Humidity 57.5 ± 14.5 (%RH)

Calibration Method : In-house method based on ASTM E715-80 (Reapproved 2006) , (MTEC WI No. # WICAL-02-003-R01)

Reference Standard Instrument :

No	Instrument	code	Model	Due date
1	Temperature Data Logger	MTEC-CE-0175	MLAB	10/2023
2	Thermo Hygrometer	MTEC-CE-0183	TP-50	06/2023

Condition of certificate :

(1) This certificate is traceable to International System of units (SI Units). , (2) This certificate was certified only for the instrument we calibrated. , (3) This result of calibration was found accurate as show on date and place of calibration only. , (4) The reported uncertainty of measurement was based on a standard uncertainty multiplied by a coverage factor $k =$ (see result table) , providing a level of confidence of approximately 95%. , (5) This certificate may not be reproduced other than in full, except with the prior written approval of the head of Calibration Division, Metrology Technical Co.,Ltd.



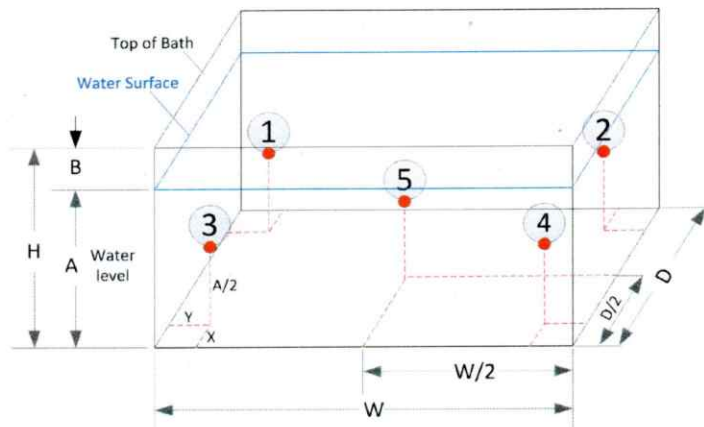
Approved Signatory

Calibration Result :

Page : 2 of 4

Condition of UUC :

- 1) Adjust Condition : Without Adjustment
- 2) Lid Cover : Flat Sheet (Plastic , from
- 3) Circulation : without circulation
- 4) X , Y = 5 cm. , B ~ 3 cm.



Pic 1 : Position of each sensor No.

(1) The quoted uncertainty include with " Stability".

(2) Stability = One-half of the greatest maximum difference of measured temperatures at any one sensors , for at least half an hour after reaching sted state.

(3) Uniformity = The maximum difference of measured temperatures at two any sensor which are observed at the same time.

(4) Overall variation = The difference of the maximum and the minimum measured temperature throughout observation time.

Section 1 : Report of Temperature distribution

Unit : (°C)

Calibration Point	UUC Setting (*)	UUC Reading (*)	Measured Temperature @ Sensor No.					Uncertainty (±)	k (**)
			#1	#2	#3	#4	#5		
85	85	85.0	85.30	85.30	84.83	84.76	85.51	0.627	2

(*) = The average of 30 values in each point , (**) = Coverage factor (k) value

Section 2 : Report of Chamber Performance

Unit : (°C)

Calibration Point	UUC Setting (*)	UUC Reading (*)	Temperature Uniformity	Temperature Stability (± °C)	Temperature Overall Variation
85	85	85.0	1.34	0.45	1.64

(*) = The average of 30 values in each point

Approved Signatory : 

Certificate No. : CT-23-01-23295

Page : 3 of 4

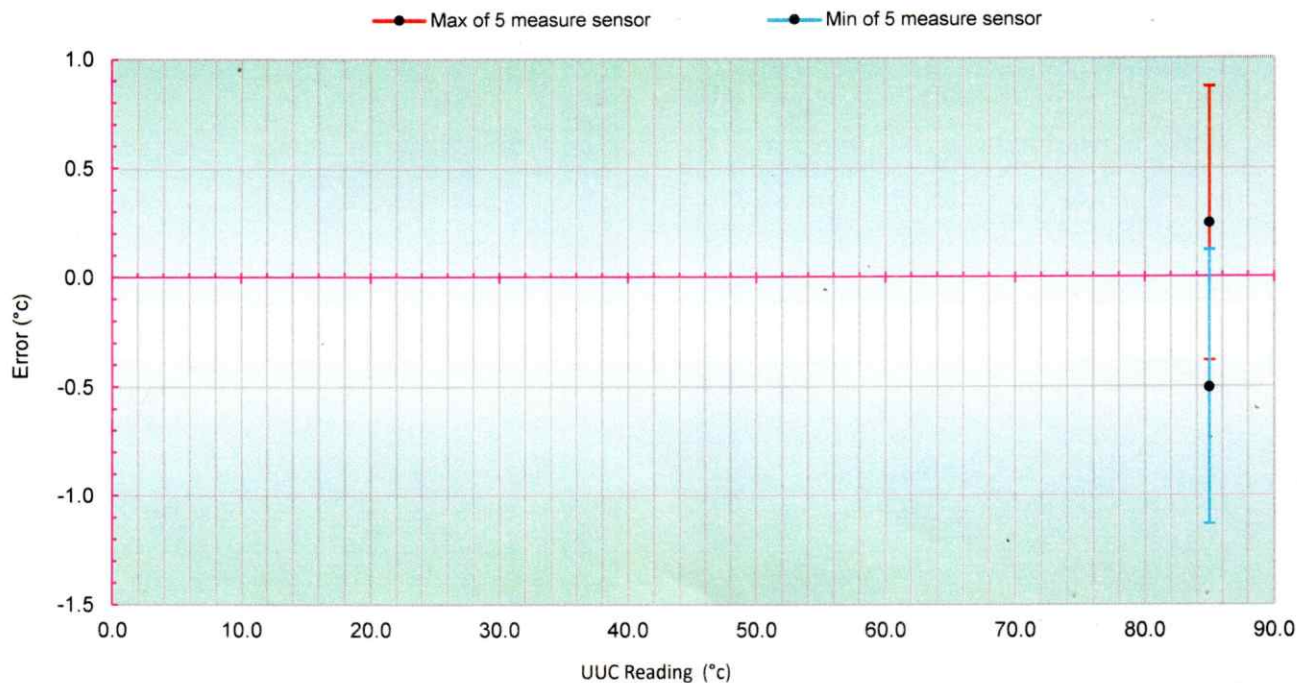
Section 3 : Possible of temperature in chamber. Show minimum and maximum of the average values and include with uncertainty of measurement. , The average values is average of each position standard sensor throughout observation time.

Unit : (°C)

Calibration Point	UUC Setting (*)	UUC Reading (*)	Possible of Minimum temperature in chamber	Possible Maximum temperature in chamber
85	85	85.0	84.13	86.13

(*) = The average of 30 values in each point

Section 4 : Trend of accuracy



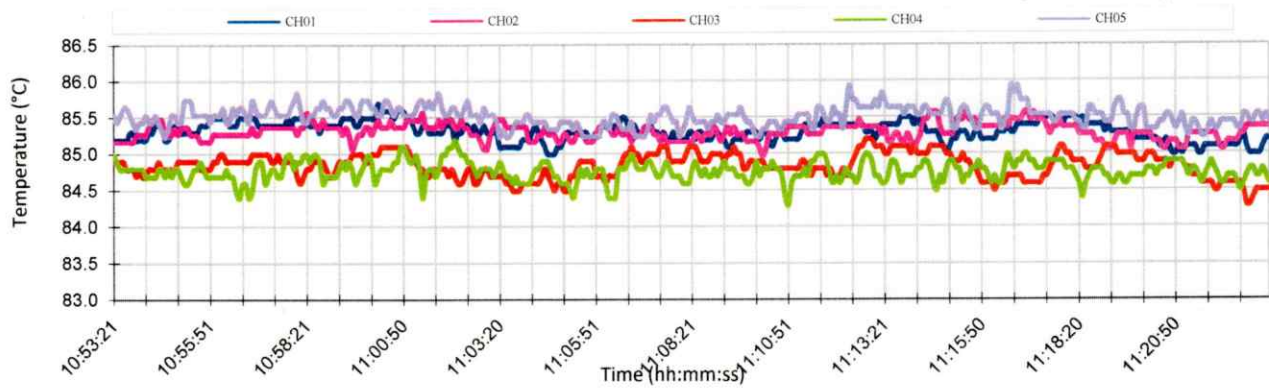
Approved Signatory : 

Certificate No. : CT-23-01-23295

Page : 4 of 4

Section 5 : Graph report for Temperature distribution , not include uncertainty of measurement

(5.1) Temperature Distribution at UUC Reading 85.0 °C



Approved Signatory :

Certificate of Calibration

Customer

Name : Innovative Instrument Co.,Ltd.
Address : 7/139 Moo 13, Soi Suntinakorn 11 Tambon Bang Kaeo, Amphoe Bang
Phli Samut Prakan Province 10540 Thailand

Certificate No : 22-DPM-236

Request No : Req-2022-1811

Unit Under Calibration Details

Measurement Item : Bioaerosol Sampler Resolution : 0.001 inch H₂O
Manufacturer : Aquaria
Model : Microflow α
Serial Number : M3290
ID : -

Calibration Environment and Details

Temperature : 23 °C \pm 3 °C
Humidity : 55 %RH \pm 15 %RH
Received Date : 26 September 2022
Calibrated Date : 6 October 2022
Calibration By : Mr. Noppadon Luangart
Location of Calibration : LAB 4 Air Velocity
Calibration Procedure : In-house method CP-DPM-02 by Comparison With Standard Differential Pressure Transducer

Reference Standard	Model	Serial Number	Due Calibration
Digital Pressure Calibrator	ADT672-05-DP20-MBAR	273160C0023	4 July 2023
Thermo Hygrometer	SD700	Q597552	21 October 2022

Traceability : This certificate provides traceability of measurement to recognized national standard, and to the realization of the international System of Units (SI). National Institute of Metrology (Thailand),(NIMT)

Note : The reported uncertainty is based on standard uncertainty multiplied by the Coverage Factor $k=2$, providing a level of confidence approximately 95 %.

Calibration By : *me*
Mr. Noppadon Luangart
Service Calibration Engineer

Approved By : *๗๗๔*
Mr. Pacit Mathavom
Calibration Engineer Supervisor

Issue Date : 6 October 2022

Certificate No : 22-DPM-236

Request No : Req-2022-1811

Calibration Results : Without Adjustment

Flow Rate Accuracy

Flow Rate (L/min)	ΔP SETRA (inch H ₂ O)	Mean STD Reading (inch H ₂ O)	Error (inch H ₂ O)		Uncertainty (±) (inch H ₂ O)
30	0.014	0.014	0.0%	0.0000	0.0012
60	0.050	0.050	0.0%	0.0000	0.0012
90	0.118	0.118	0.0%	0.0000	0.0012
100	0.138	0.138	0.0%	0.0000	0.0012
120	0.206	0.206	0.0%	0.0000	0.0012

Note :

Mean : The average standard of 4 values on each Point

inch H₂O = 249.0889 Pascal

ΔP = Differential Pressure

End of Certificate



TECHNOLOGY PROMOTION ASSOCIATION (THAILAND-JAPAN)
CORPORATE SERVICES 3: EQUIPMENT CALIBRATION AND TESTING SERVICES
534/4 PATTANAKARN ROAD SOI 18, SUANLUANG, SUANLUANG, BANGKOK 10250
TEL. 0-2717-3000-24 FAX. 0-2719-9484



Certificate of Calibration

Certificate No. : 23H487

Page : 1 of 2

Equipment : Digital Thermo-Hygrometer

Manufacturer: EXTECH

Model : 448515

Serial No.: PONPE5899555

ID No.: TNP.LAB.22

Condition As-Received: Used Item

Received Date: 02 March 2023

Calibration Date: 07 March 2023

Reference: 2303-0104WN

Submitted by: TNP ENVIRONMENT CO.,LTD.

Ambient Temperature: (25 ± 3) °C

Relative Humidity: (50 ± 20) %

This certificate may not be reproduced other than in full,
except with the prior written approval of the head of
Corporate Services 3: Equipment Calibration and Testing Services.

332/173 Moo 3, Bang Rak Phatthana, Bang Bua Thong,
Nonthaburi 11110

Procedure used: Calibration were conducted using in-house calibration procedure CP-H03 according to comparison with standard chilled mirror sensor for humidity measurement function and comparison with standard temperature probe for temperature measurement function into humidity / temperature chamber.

Condition of this result of calibration

1.Reference standards instruments :

<u>Instrument</u>	<u>Model</u>	<u>Serial No.</u>	<u>Certificate No.</u>	<u>Due Date</u>
1) Hygro-M2 Dew Point Monitor	5112	2360195	20703	02 Aug 2023
2) Standard Humidity/Temperature Meter	400	10203027	TH-0082-22	22 Aug 2023

2.The certificate is valid only to the item calibrated on date and place of calibration.

3.This Certification is traceable to the International System of Unit maintained at:-

- National Institute of Standards and Technology (NIST) , The United States of America
- National Institute of Metrology Thailand (NIMT)

Calibrated by : Viporn Tantiyawutti
Issue Date : 10 March 2023

Approved Signatory :

- ☒ Chakrit Waewanjua
☐ Pornthippa Tameyakul
☐ Viporn Tantiyawutti

B 0310048



Cert. No.: 23H487

Page.: 2 of 2

Result of Calibration:-

Without Adjustment

Function:

Humidity Measurement

<u>Reference</u> <u>Temperature</u> (°C)	<u>Standard</u> <u>Humidity</u> (%R.H.)	<u>UUC*</u> <u>Reading</u> (%R.H.)	<u>Error</u> (%R.H.)	<u>Uncertainty</u> <u>of Measurement</u> (±%R.H.)
25.0	50.1	29	-21.1	1.6

Result of Calibration:-

Without Adjustment

Function:

Temperature Measurement

<u>Standard</u> <u>Temperature</u> (°C)	<u>UUC*</u> <u>Reading</u> (°C)	<u>Error</u> (°C)	<u>Uncertainty</u> <u>of Measurement</u> (±°C)
20.06	19.9	-0.16	0.46
24.99	25.1	0.11	0.46

UUC* : Unit Under Calibration

The reported uncertainty of measurement was base on standard uncertainty multiplied by coverage factor $k = 2.00$, providing confidence level approximately 95%.

-o0o-

a 1152575



TECHNOLOGY PROMOTION ASSOCIATION (THAILAND-JAPAN)
CORPORATE SERVICES 3: EQUIPMENT CALIBRATION AND TESTING SERVICES
534/4 PATTANAKARN ROAD SOI 18, SUANLUANG, SUANLUANG, BANGKOK 10250
TEL. 0-2717-3000-24 FAX. 0-2719-9484



Certificate of Calibration

Certificate No. : 23H486

Page : 1 of 2

Equipment : Digital Thermo-Hygrometer

Manufacturer: EXTECH

Model : 448515

Serial No.: PONPE5899554

ID No.: TNP.LAB.21

Condition As-Received: Used Item

Received Date: 02 March 2023

Calibration Date: 07 March 2023

Reference: 2303-0104WN

Submitted by: TNP ENVIRONMENT CO.,LTD.

Ambient Temperature: (25 ± 3) °C

Relative Humidity: (50 ± 20) %

This certificate may not be reproduced other than in full,
except with the prior written approval of the head of
Corporate Services 3: Equipment Calibration and Testing Services.

332/173 Moo 3, Bang Rak Phatthana, Bang Bua Thong,
Nonthaburi 11110

Procedure used: Calibration were conducted using in-house calibration procedure CP-H03 according to comparison with standard chilled mirror sensor for humidity measurement function and comparison with standard temperature probe for temperature measurement function into humidity / temperature chamber.

Condition of this result of calibration

1.Reference standards instruments :

<u>Instrument</u>	<u>Model</u>	<u>Serial No.</u>	<u>Certificate No.</u>	<u>Due Date</u>
1) Hygro-M2 Dew Point Monitor	5112	2360195	20703	02 Aug 2023
2) Standard Humidity/Temperature Meter	400	10203027	TH-0082-22	22 Aug 2023

2.The certificate is valid only to the item calibrated on date and place of calibration.


3.This Certification is traceable to the International System of Unit maintained at:-

-National Institute of Standards and Technology (NIST) , The United States of America

-National Institute of Metrology Thailand (NIMT)

Calibrated by : Viporn Tantiyawutti

Issue Date : 10 March 2023

Approved Signatory : 

☒ Chakrit Waewanjua

☐ Pornthippa Tameyakul

☐ Viporn Tantiyawutti

B 0310047



Cert. No.: 23H486

Page.: 2 of 2

Result of Calibration:-

Without Adjustment

Function:

Humidity Measurement

<u>Reference</u> <u>Temperature</u> (°C)	<u>Standard</u> <u>Humidity</u> (%R.H.)	<u>UUC*</u> <u>Reading</u> (%R.H.)	<u>Error</u> (%R.H.)	<u>Uncertainty</u> <u>of Measurement</u> (±%R.H.)
25.0	50.1	48	-2.1	1.6

Result of Calibration:-

Without Adjustment

Function:

Temperature Measurement

<u>Standard</u> <u>Temperature</u> (°C)	<u>UUC*</u> <u>Reading</u> (°C)	<u>Error</u> (°C)	<u>Uncertainty</u> <u>of Measurement</u> (±°C)
20.06	19.7	-0.36	0.46
24.99	24.9	-0.09	0.46

UUC* : Unit Under Calibration

The reported uncertainty of measurement was base on standard uncertainty multiplied by coverage factor $k = 2.00$, providing confidence level approximately 95%.

-o0o-

FOSS

Customer Service Report

FOSS South East Asia

3388 Sirinrat Building, 25th – 26th Floor, Unit No. 3388/90,
Rama IV Road, Klongton , Klongtoey, Bangkok, Thailand 10110

Report No:

6623

Date:

July 26, 2022

Customer:

United Analyst and Engineering

Address:

กรุงเทพฯ

Instrument:

KT8100

Serial:

31889052

Hours

Travel To Customer

Start

8.00

Finish

8.30

30 mins.

Labour

8.00-12.00

3+3

13.00-16.00 = 6 hrs.

Travel From Customer

16.30

17.30

1 hrs.

Job Type

Application		Special		Standard			
Normal	<input checked="" type="checkbox"/>	Courtesy Visit	<input checked="" type="checkbox"/>	Installation	<input checked="" type="checkbox"/>	Training	<input checked="" type="checkbox"/>
Distributor	<input checked="" type="checkbox"/>	PMA Onboarding	<input checked="" type="checkbox"/>	Quote	<input checked="" type="checkbox"/>	In House	<input checked="" type="checkbox"/>
Internal	<input checked="" type="checkbox"/>	Warranty	<input checked="" type="checkbox"/>	Repair	<input checked="" type="checkbox"/>	PM	<input checked="" type="checkbox"/>
Digital Service	<input checked="" type="checkbox"/>	Sales Support	<input checked="" type="checkbox"/>	Remote	<input checked="" type="checkbox"/>	Other	<input checked="" type="checkbox"/>

PO/Quote Number:

If applicable

PMA Type

If applicable

Contract No.

If applicable

Details of Work / Test

Condition / Status

- Unpack ตรวจสอบเครื่อง ไม่พบความเสียหาย

OK

- ตรวจสอบ Accessory kit

OK

- ตรวจสอบ น้ำยา pH, น้ำยา Alkali, น้ำยาเย็น และ เครื่อง

OK

- ตรวจสอบ เครื่อง ตาม IQ, OQ, PQ

OK

Instrument Ready for Use

OK

Not OK

If not OK, Comment

Part No:

Batch

Description

Qty

I confirm this report is accurate and complete

Signed FOSS

Pannipa O.

Signed Customer

Karnphong

Name

Pannipa Onnom

Name

Karnphong Boonpiang

Would you be willing to participate in a brief survey in order to tell us how we performed?

Email

เอกสารไม่ควบคุม

FOSS

Customer Service Report

FOSS South East Asia

3388 Sirinrat Building, 25th – 26th Floor, Unit No. 3388/90,
Rama IV Road, Klongton , Klongtoey, Bangkok, Thailand 10110

Report No:

6534

Date:

25/7/2022

Customer:

Jointed Analyst and Engineering

Address:

Instrument:

KT 8100

Serial:

91889052

Hours

Travel To Customer

Labour

Travel From Customer

Start

9.3.2

0.1293

i b

Finish

30

1-4 on

6.10

9.30

1

Job Type							
Application		Special		Standard			
Normal	☒	Courtesy Visit	☒	Installation	☒	Training	☒
Distributor	☒	PMA Onboarding	☒	Quote	☒	In House	☒
Internal	☒	Warranty	☒	Repair	☒	PM	☒
Digital Service	☒	Sales Support	☒	Remote	☒	Other	☒

PO/Quote Number:

Supplies

PMA Type

11/20/12 12:52 PM

Contract No.

1. applicatie

Details of Work / Test		Condition / Status
		Done
Analysis Note		
- Software		
- program Editor		
- mr Setting		
- Manual Run		
- user maintenance.		
- Run Blank		
- Run Recovery		
Instrument Ready for Use	OK	Not OK
		Blank or Comment

[illegible]

I confirm this report is accurate and complete

Signed FOSS

Signed Customer

Name _____

Name

Would you be willing to participate in a brief survey in order to tell us how we performed?

552

เอกสารไม่ควบคุม

Kjeltec™ 8100 Distillation Unit

This IQ applies to Kjeltec™ 8100 Distillation Unit manufactured by FOSS Analytical. The installation is performed by FOSS trained service personnel.

1 Intended Use

Kjeltec 8100 is intended for laboratory use analyzing parameters as specified in FOSS Analytical AB's Application Notes.

2 Purpose

This installation Qualification is designed to assure that:

- The Kjeltec instrument is received complete, with all required parts in good condition.
- The location of the instrument is environmentally and ergonomically suitable
- The instrument is assembled and configured correctly
- Suitable electricity and water are supplied to the instrument, see table 2 for requirements.

3 Identification

Description	Serial Number
Kjeltec 8100 Distillation Unit	918 89052

Dedicated Analytical Solutions

FOSS Analytical A/S
69 Slangerupgade
DK-3400 Hillerød
Denmark

Tel +45 7010 3370
Fax +45 7010 3371
E-mail support@foss.dk
Web www.foss.dk

FOSS Analytical AB
Box 70
SE-263 21 Höganäs
Sweden

Tel +46 42 361500
Fax +46 42 340349
E-mail support@foss.dk
Web www.foss.dk

4 Control of Received Equipment

4.1 Verify that the correct instrument type and accessory kit items are received and in proper condition

The packing list (shipped with the instrument) specifies all the items. The installer will verify that all items are received as shipped on the packing list. For each item listed, verify that the acceptance criteria are met. If so, write “Y” in the right column of the table immediately following.

Packing List Item	Acceptance Criteria	Pass/Y/N)
Kjeltec 8100 Distillation Unit	No visible damage, received in undamaged FOSS Analytical's standard shipping container	Y
Accessory kit, according to packing list	Included. No visible damage, received in undamaged FOSS Analytical's standard shipping container	Y
Handling device for digestion tube	Included. No visible damage.	Y
Tanks with level sensors for Waste, Alkali and Water	Included. No visible damage.	Y
Receiver flask	Included. No visible damage.	Y
One digestion tube 250ml One digestion tube 100 ml	Included. No visible damage.	Y
Tube adapter	Included. No visible damage.	Y
User manual	Kjeltec 8100 Distillation Unit	Y
Owners guide	Kjeltec 8100 Distillation Unit	Y
Quick guide	Kjeltec 8100 Distillation Unit	Y
Spare parts manual	Kjeltec 8100 Distillation Unit	Y
Application notes	AN 300 included AN 303 included	Y

5 Installation

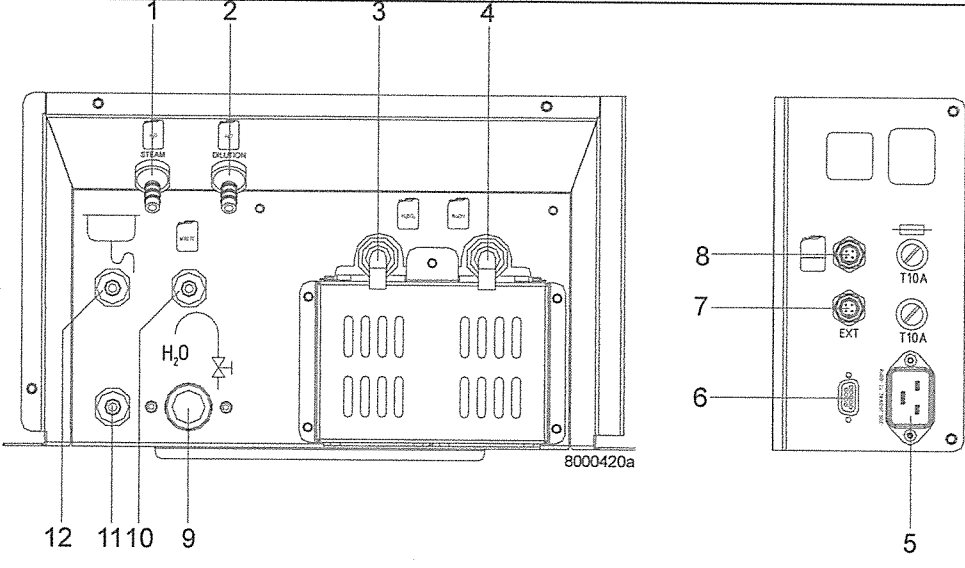
5.1 The equipment must be installed in a suitable location with power, water and draining available

Verify that the instrument installation site meets the acceptance criteria given in the table below. If so, write “Y” in the right column of the table immediately following.

Location Requirements	Acceptance Criteria	Pass (Y/N)
Adequate space for instrument	Dimensions 48x58x69 cm	Y
AC supply available for instrument	200-240 V 50/60Hz	Y
Current	10 A	Y
Cold water supply available	2 L/min at 30°C	Y
Drain	For cooling water and waste (depending on local waste disposal legislation)	Y
Ambient temperature	Max. 40°C	Y
Ambient humidity	Max. 80% relative	Y
Internal fuses	T10A AH	Y

5.2 The instrument must be assembled correctly

Verify that all tubes are correct connected. If so, write “Y” in the right column of the table immediately following.

Instrument Tubing Connections	Acceptance Criteria	Pass (Y/N)
 <p>1. Deionised water in (steam generator)</p> <p>2. Deionised water in (dilution water)</p> <p>3. *) Receiver solution in</p> <p>4. Alkali in</p> <p>5. Power</p> <p>6. Not used</p> <p>7. External titration module</p> <p>8. Level sensors</p> <p>9. Cooling water in (tap water)</p> <p>10. Waste water out (tube drain vessel)</p> <p>11. Drain</p> <p>12. Cooling water out (tap water)</p> <p>*) Only on Kjelttec 8200</p>	Visual verification by installer	Y

5.3 The instrument should be assembled and powered up

Connect the distilling unit to the power supply. Perform the start up procedure and check that the expected response is obtained. If so, write “Y” in the right column of the table immediately following.

Action	Expected Response	Pass (Y/N)
Switch on the power	The instruments start up and the self test will run. The sample counter shows the number of analysed samples since first power and the Software Version shows the version of the instruments software.	Y
	After start-up, Program 1 is loaded and the Analyse menu is displayed.	Y
Turn on the cold water tap	No visible reaction	Y
Press the “Manual” view	The Manual menu is opened	Y
Open the door with the handle, place the test tube and receiver flask in position. Close the door.		Y
Select Dilution and press Start	Water is added to the tube	Y
Select Alkali and press Start	Alkali is added to the tube	Y
Select Steam and press start	After heating up, steam is entering the tube	Y
Select Drain and press Start	The tube is drained	Y

6 Summary of Deviations/Comments

Deviations from above requirements are specified below and any corrective actions are noted.

Deviation	Action	Comment

7 IQ Documentation

Upon successful completion and recording of all instructions above, sign and date this sheet below.
If required by customer, leave one signed copy with instrument.

If customer's internal procedures require further reporting or witnessing of results, execute those procedures as required.

Installed By: Pannipa Onnom

Company: Foss SEA

Customer Name: United Analyst and Engineering

Company: United Analyst and Engineering

Date completed: July 25, 2022

Kjeltec™ 8100 Distillation Unit

This OQ applies to Kjeltec 8100 Distillation Unit manufactured by FOSS Analytical. The operation qualification is performed by FOSS trained service personnel.

1 Intended Use

Kjeltec 8100 is intended for laboratory use analyzing parameters as specified in FOSS Analytical Application Notes.

2 Purpose

This procedure is designed to test the function of the instrument according to factory test specifications:

- Alkali volume
- Distillation Accuracy
- Distillation Repeatability

3 Identification

Description	Serial Number
Kjeltec 8100 Distillation Unit, 200-240 V 50/60 Hz	91889052

Dedicated Analytical Solutions

FOSS Analytical A/S
69 Slangerupgade
DK-3400 Hillerød
Denmark

Tel +45 7010 3370
Fax +45 7010 3371
E-mail support@foss.dk
Web www.foss.dk

FOSS Analytical AB
Box 70
SE-263 21 Höganäs
Sweden

Tel +46 42 361500
Fax +46 42 340349
E-mail support@foss.dk
Web www.foss.dk

4 Performance

4.1 Verify the dispensed volumes of reagents

Note! To verify the dispensed volumes of reagents a triple test should be done to be statistic correct. Then calculate a mean value.

1. Choose “Manual” in the menu. (When starting up the instrument Program 1 is loaded)
2. Open the safety door by pressing **Open** and place a tube in the instrument. Close the safety door.

Water

1. Press **Dilution** and then press **Start**. 80 ml of water will be filled into the tube.
2. Measure the collected water in a graduated measuring glass and note the result in table 1 below.
3. Check acceptance criteria in the table and make the judgment if passed or not.

Note! If the water volume needs to be calibrated, go to 4.8.5 Dilution Pump Calibration in the User Manual.

Alkali

1. Press **Alkali** and then press **Start**. 50 ml of alkali will be filled into the tube.
2. Measure the collected alkali in a graduated measuring glass and note the result in table 1 below.
3. Check acceptance criteria in the table and make the judgment if passed or not.

Table 1 Volume control

Test	Result	Expected result	Passed (Y/N)
Water volume	<u>83</u> ml <u>83</u> ml <u>82</u> ml Mean <u>82.67</u> ml	76- 84 ml	Y
Alkali volume	<u>52</u> ml <u>52</u> ml <u>53</u> ml Mean <u>52.33</u> ml	47- 54 ml	Y

4.2 Verify the distillation procedure, accuracy and precision

The distillation principle is to convert ammonium (NH_4^+) into ammonia (NH_3) by using an alkali (NaOH) and thereafter steam distil it into a receiver flask containing boric acid and titrate with standard acid solution using colorimetric end-point detection. Ammonium sulphate, a substance with known ammonia content, can be used to check the accuracy of the distillation. The recovery is calculated from obtained result.

The way to perform this test will be described in the following.

Chemical Check

Use ammonium sulphate ($(\text{NH}_4)_2\text{SO}_4$, purity > 99.5 % *)

Mol. weight = 132.14 g/mol, Nitrogen content in ammonium sulphate (99.5 %) = 21.09% *)

Analysis conditions according to AN 300

Water	80 ml
Alkali	50 ml NaOH (40%w/w)
Receiver solution	30 ml boric acid (4%)
Distillation time	5 minutes
SAfE	5 seconds
Titrant	0.2N HCl

For reagent preparation see Appendix A

1. Start the instrument and run two blanks without chemicals according to above analysis conditions, distil into a receiver flask containing boric acid. Titrate with a standard acid solution using colorimetric end-point detection. If the blanks are less than 0,2 ml continue with the recovery tests:
2. Weigh 0.15 g ammonium sulphate into a tube. Prepare 6 samples (tubes).
3. Run the six samples according to above analysis conditions. Titrate with a standard acid solution using colorimetric end-point detection.
4. Calculate the recovery according to below equations. Expected results of recovery should be $100\% \pm 1\%$.

Recovery test	Result	Expected result	Passed (Y/N)
Blank value (water blank)	1. <u>0.08</u> ml 2. <u>0.14</u> ml	0.05-0.20 ml	Y
Recovery	1. <u>100.20</u> % 2. <u>100.30</u> % 3. <u>100.63</u> % 4. <u>99.01</u> % 5. <u>99.97</u> % 6. <u>100.09</u> %		
Accuracy	Mean Value: <u>100.03</u>	99-101%	Y
Precision	SD: <u>0.557</u>	SD <1%	Y

*) **Note!** Please also note that the below calculations must be adjusted if other purity levels of ammonium salts are used. A certificate for the chemical supplier should be available

Purity	Nitrogen content
99,5%	21.09%
99,6%	21.12%
99,7%	21.14%
99,8%	21.16%
99,9%	21.18%

$$\% \text{ Nitrogen} = \frac{(ml_{\text{sample}} - ml_{\text{blank}}) \times N \times 14,007 \times 100}{mg_{\text{sample}}} \quad \begin{matrix} \nearrow 0.1005 \\ 21.72 \end{matrix}$$

N = Normality of titrant to 4 places of decimal.

$$\% \text{ Recovery} = \frac{\% \text{ Nitrogen}}{21.09} \times 100$$

mg sample

- ① ~~0.1592~~ 23.56
- ②
- ③
- ④
- ⑤
- ⑥

5 Summary of Deviations/Comments

Deviations from above requirements are specified below and any corrective actions are noted.

Deviation	Action	Comment

6 OQ Documentation

Upon successful completion of tests above, sign and date this sheet below. If required by customer, leave one signed copy with instrument.

If customer's internal procedures require further reporting or witnessing of results, execute those procedures as required.

Performed By: _____

Company: _____

Customer Name: _____

Company: _____

Date completed: _____

7 Appendix A

7.1 Preparation of Reagents

7.1.1 Alkali

To convert ammonium into ammonia an excess of sodium hydroxide is necessary.

Use 400 g NaOH per litre of solution. Commercially available in concentrations up to 50 %. Do not use concentrations above 40 % as this will lead to crystal formation impairing the function of the pumps. If you can only buy concentrations > 40 %, dilute it before use.

7.1.2 Titrant acid, determination of concentration

To be able to achieve accurate nitrogen / protein results, one must be quite sure that the HCl (hydrochloric acid) concentration is what it is supposed to be. A titration against a predetermined solution of sodium carbonate as described below is thus necessary. Incorrect HCl concentration can otherwise cause substantial errors.

- **Standard substance**

Weigh approx. 10 g of anhydrous sodium carbonate (Na_2CO_3). Use a mortar to make a fine powder. Dry it for 1 h at 265 °C or 2 h at 200 °C. After cooling in a desiccator, transfer the sodium carbonate to a beaker with a tight lid. Store it in a desiccator.

- **Indicator solutions**

Dissolve 0.1 g methyl red in 100 ml methanol. Dissolve 0.1g bromocresol green in 100 ml methanol.

- **Procedure**

Weigh approx. 0.4 g of the standard substance, using an analytical balance, note the weight (W_1). Transfer the sodium carbonate to a receiver flask and add 40 ml of H_2O (distilled or deionized). Add 8 drops from each of the indicator solutions. Titrate to pink. Note the amount in ml used (A_1). Boil this solution for a few minutes. The solution will turn green. Cool rapidly to room temperature under running water. Continue the titration until the next pink colour change occurs. Note also this volume

(A_2). Boil the solution for a few minutes. Cool rapidly to room temperature under running water. Continue the titration until the next pink colour occurs. Note also this volume (A_3)

Note! Temperature changes will influence the volume and the concentration of the titrant solution. The working temperature of the titrant should approximate that of its temperature during standardization. If temperature corrections are necessary, sufficient accuracy may be obtained by use of a correction table. (AOAC 942.25)

7.2 Calculation

$$\text{Molarity (M)} = \frac{18,870 \times W_1}{(A_1 + A_2 + A_3)}$$

Note! Concentration must be accurate to four digits, i.e. 0.2000 M.

Note! The colour change of this official procedure (AOAC 936.15) may be difficult to see, therefore a pH meter or a mixed indicator (e.g. 0.1 g Methyl red and 0.1 g Bromocresol green in 100 ml methanol) will make it much easier to perform.

7.3 Receiver Solution

Boric acid 4 % with bromocresol green / methyl red indicator solution

In order to obtain accurate results the receiver solution is adjusted so that a small (0.05-0.20 ml) positive blank is obtained when running a blank sample. The 4 % boric acid receiver solution is prepared by dissolving 400 g of boric acid in about 5-6 l very hot deionized water. Mix and add more hot deionized water to a volume of about 9 l. Cool the solution to room temperature and add 100 ml of bromocresol green solution (100 mg in 100 ml methanol) and 70 ml of methyl red solution (100 mg in 100 ml of methanol). Dilute to 10 l with deionized water and mix carefully.

Note! The addition of alkali is to achieve a positive blank value. This should, however, be kept between 0.05 - 0.20 ml titrant, to obtain good repeatability when testing blanks.

Adjustment of the boric acid is made by the following procedure:

1. Transfer 25 ml boric acid solution to a receiver flask and add 100 ml of distilled water. If the solution in the flask is still red, titrate with 0.1 M sodium hydroxide solution until a neutral grey colour is obtained. Calculate the amount of sodium hydroxide solution necessary to adjust the boric acid solution in the 10 l flask with the formula: ml 1.0 M alkali = ml titrant x 40
2. Add the calculated amount of 1.0 M alkali solution to the boric acid solution. Mix.
3. To check proceed as follows using 25 ml of the boric acid solution. Run a blank. If the value of this blank is high (0.5 ml of 0.2 M HCl) the boric acid is incorrectly adjusted. This might create irregular blanks. For correction add HCl directly into the boric acid tank, mix it carefully and repeat until a reading of 0.05 - 0.20 ml HCl is obtained. If a positive blank is not achieved, add further small quantities of 1 M NaOH and repeat the check until a satisfactory value is achieved.

Kjeltec™ 8100 Distillation Unit Tecator™ 2508/2520 Digester

1 Scope

This PQ applies to the Digestion system 2508/2520 (including exhaust and scrubber unit) and Kjeltec 8100 Distillation Unit manufactured by FOSS Analytical. The user of the instrument performs the PQ.

2 Intended Use

The Digestion system (including exhaust and scrubber) and Kjeltec 8100 Distillation Unit are intended for laboratory use analyzing parameters as specified in FOSS Application Notes.

3 Purpose

The guidelines are intended to assist the user in successfully developing Performance Qualifications for the specific application(s) to which the instrument is applied.

The Performance Qualification (PQ) includes the process of demonstrating that the Digestion system 2508/2520 (including exhaust and scrubber unit) and the Kjeltec 8100 Distillation unit consistently perform according to a specification appropriate for its routine use. Main activities in the PQ phase are:

- Preventive maintenance
- On-going verification tests

This document suggests routines to fulfill the requirements for an acceptable PQ but the final procedure should be adapted to local routines for similar equipment.

4 Definition of Test Procedures

4.1 Preventive Maintenance

Maintenance of the Kjeltec 8100 should be performed according to the instructions in manual, see User Manual Kjeltec 8100/8200 Distillation Unit, chapter 5. Maintenance. A yearly service is recommended (service agreement).

Maintenance of the Digestion block (including exhaust and scrubber) should be performed according to instruction in the user manual, see User Manual Tecator Digester, chapter 5. Maintenance.

Dedicated Analytical Solutions

FOSS Analytical A/S
69 Slangerupgade
DK-3400 Hillerød
Denmark

Tel +45 7010 3370
Fax +45 7010 3371
E-mail support@foss.dk
Web www.foss.dk

FOSS Analytical AB
Box 70
SE-263 21 Höganäs
Sweden

Tel +46 42 361500
Fax +46 42 340349
E-mail support@foss.dk
Web www.foss.dk

4.2 Ongoing Qualification Tests

Block Temperature

The temperature for the digestion is limited by the boiling point for the sulphuric acid, this can be increased by adding a salt (K_2SO_4) to the digestion mixture. It's important that the optimal ratio between acid and salt is kept; please follow recommendation in AN 300 or suggested procedures for a specific kind of sample material.

The block temperature itself can be controlled external by inserting a temperature probe in the intended hole in the aluminium block (front row of holes).

Use the reagents and method procedure specified in AN 300. Use only reagents of recognized analytical grade, unless otherwise specified and distilled or demineralised water or water of equivalent purity.

Suggested standard material for internal quality control:

Ammonium sulphate $[(NH_4)_2SO_4]$, min. 99.5 % (mass fraction), with certified purity.

Note: The above chemical is usually readily available with a certificate specifying the purity.

Alternatively ammonium iron(II) sulphate, $(NH_4)_2 Fe (SO_4)_2 \times 6 H_2O$, with certified purity may be used.

Tryptophan ($C_{11}H_{12}N_2O_2$), minimum assay 99 % (mass fraction). Nitrogen content 137.2 g/kg. Do not dry in an oven before use.

Acetanilide (C_8H_9NO), minimum assay 99 % (mass fraction). Nitrogen content 103.6 g/kg. Do not dry in an oven before use.

Sucrose, ($C_{12}H_{22}O_{11}$), with a nitrogen content of not more than 0.002 % (mass fraction). Do not dry in an oven before use.

Blank Tests

Carry out a blank test following the currently used procedure for digestion, distillation and titration taking 2 ml of water and about 0.7 g of sucrose instead of the test portion. Keep a record of blank values. If blank values change, identify the cause.

Note: The amount of titrant used in the blank test should always be greater than 0.0 ml. Blanks within the same laboratory should be consistent across time.

4.3 Recovery Tests

Regularly run recovery studies to check the accuracy of procedure and equipment:

- *Nitrogen loss.* - Use 0.12 g ammonium sulphate and 0.67 g sucrose per flask weighted to the nearest 0.1 mg. Add all other reagents as stated in the method currently used (Kjeltabs, H_2SO_4 , etc). Digest and distil under same conditions as for sample. Recoveries shall be >99 %.
- *Digestion efficiency* - Use a test portion of minimum 0.15 g of tryptophan or acetanilide and 0.67 g sucrose per flask weighed to the nearest 0.1 mg. Determine the nitrogen content according to the current procedure in use. The recoveries of tryptophan shall be >98.5 %; the recoveries of acetanilide shall be >99.5 %.
- *Distillation and titration efficiency* – Distil 0.10 – 0.15 g ± 0.0001 g ammonium sulphate, omitting the digestion step. The recoveries should be >99.5 %.

Note: Results less than 98.5 % or more than 101.0 % in either of the recovery tests indicate failures in the procedure and/or inaccurate concentration of the standard volumetric hydrochloric acid solution (should be adjusted to four decimals accuracy according to procedure in AN 300)

External Quality Control Program

It is recommended to participate in an external quality control program, such a proficiency program or ring test, with equivalent sample material as analysed within the laboratory.

Calculation and Expression of Results

$$w_n = \frac{14.007(V_s - V_b)N \times 100\%}{m}$$

Where:

w_n is the nitrogen content of the sample, expressed as a percentage by mass.

V_s is the numerical value of the volume of the hydrochloric acid standard volumetric solution) used in the sample test, in milliliters, expressed to the nearest 0.05 ml.

V_b is the numerical value of the volume of the hydrochloric acid standard volumetric solution used in the blank test, in milliliters, expressed to the nearest 0.05 ml.

N is the numerical value of the exact normality of the hydrochloric acid standard volumetric solution, expressed to four decimal places.

m is the numerical value of the mass of the test portion , in milligrams, expressed to the nearest 1 mg for sample weights >1 g or to the nearest 0.1 mg for sample weights <1 g.

5 Maintenance

5.1 Maintenance Kjeltex™ 8100

See instructions in User Manual - Kjeltex 8100/8200, chapter 5 Maintenance.

5.2 Maintenance Tecator™ Digestor

See instructions in User Manual - Tecator Digestor, chapter 5 Maintenance.

6 The Maintenance Record Charts

This record charts are provided to assist you in keeping your system in good working order. Please make copies and use them regularly as they can often help us to help you in the unlikely event a system malfunction.

[illegible]

Applicable for FOSS sales and service companies.

6.2 FossCare™ Customer Log

6.2.1 Daily Maintenance

Date	/	/	/	/	/	/	/	/	/	/	/	/	/	/	/	/	/	/	/	/
Steam Cleaning																				
Cleaning of Drip Tray, Tube Support and Safety Door																				
Cleaning of Tube Adapter																				
Cleaning from Spillage																				
Check of Sample Racks																				
Signature																				
Number of analyses																				

เอกสารไม่ควบคุม

6.2.4 Additional Maintenance

Date	/	/	/	/	/	/	/	/	/	/	/	/	/	/	/	/	/	/	/	/
Cleaning of Steam Generator																				
Signature																				
Number of analyses																				

เอกสารไม่ควบคุม

Verification Certificate

Page 1 of 4

Certificate No.: 2202361-001-01
Client name: UNITED ANALYST AND ENGINEERING CONSULTANT CO., LTD.
Address: 3 Soi Udomsuk 41, Sukhumvit Road,
Bangchack, Prakanong, Bangkok 10260

Equipment: HEATING BLOCK DIGESTION

Manufacturer: FOSS

Model: 2520

Serial No.: 91794469

ID No.: UAE.WAS.011/2560


Order No.: 2202361

Operation No.: 2202361-001

Date of Receipt: 4 April 2022

Date of Calibration: 4-6 April 2022

Calibrated by Mr.Nuttapol Niyomchat
Specialist

Approved by 
(Mr.Pheraphat Tuanjit)

Manager, Division of Calibration Laboratory

Date of Issue: 11 April 2022

Responsible for the Technical Management Team

The uncertainties are for a confidence probability of approximately 95 %.

This Certificate is issued in accordance with the conditions of accreditation granted by the Thai Laboratory Accreditation scheme which has assessed the measurement capability of the laboratory and its traceability to recognized national standards and to the units of measurement realized at the corresponding national standards laboratory. This certificate may not be reproduced other than in full except with the prior written approval of the National Food Institute.

Verification Report

Certificate No.: 2202361-001-01
Equipment: HEATING BLOCK DIGESTION
Model: 2520 Serial No.: 91794469
Resolution: 1 °C ID No.: UAE.WAS.011/2560
Manufacturer: FOSS
Date of Calibration: 4-6 April 2022

Page 2 of 4

Location: Laboratory Room, NATIONAL FOOD INSTITUTE
Environment Condition: Ambient Temperature (25 ± 3) °C
Relative Humidity (55 ± 15) %
Line Voltage (220 ± 10) Volt

Condition of this results of Calibration:

- This instrument was calibrated by insert standard thermocouples type R into its heating block digestion and compared to temperature obtained from reference standards thermometer at calibrated point.
 - The temperature scale used was based on ITS - 90 .
 - All data show below were final values and the initial data may be obtained upon request.
- Reference Standard Instrument :

Instrument	Model	Serial No.	Certificate No.	Due Date	Through
Digital Thermometer with Thermocouple	34970A/34901A	MY44045576/MY41194453	TC21/0041	24-Apr-2022	N.M. Technical Center Laboratory
	Type R	TC#101-103 / CH#101-103			

- This certificate is traceable to international system of units (SI Units).
- This certificate was certified only for the instrument we calibrated.
- This result of calibration was found accurate as shown on date and place of calibration only.
- Condition of Calibrated item : Good

UUC* Description

Time of Record - Hour 30 Minute At 380 °C

7. Result of Calibration : ☒ Without adjustment ☐ After adjustment

Verification Report

Certificate No.: 2202361-001-01
Equipment: HEATING BLOCK DIGESTION
 Model: 2520 Serial No.: 91794469
 Resolution: 1 °C ID No.: UAE.WAS.011/2560
 Manufacturer: FOSS

Date of Calibration: 4-6 April 2022

Page 3 of 4

Calibration point: 380 °C

Calibration result:

Reporting of Temperature

Block No.	UUC* Setting (°C)	UUC* Reading (°C)	Stability (±°C)	Standard Thermometer (°C)	Uncertainty (±°C)
1	380	380	0.13	376.48	1.5
2	380	380	0.12	376.58	1.5
3	380	380	0.12	376.51	1.5
4	380	380	0.14	376.70	1.6
5	380	380	0.18	376.81	1.6
6	380	380	0.12	377.23	1.6
7	380	380	0.12	377.37	1.5
8	380	380	0.13	376.68	1.5
9	380	380	0.14	376.72	1.5
10	380	380	0.18	378.97	1.6
11	380	380	0.25	378.79	1.6
12	380	380	0.11	377.14	1.6
13	380	380	0.19	379.65	1.6
14	380	380	0.16	379.61	1.6
15	380	380	0.16	378.66	1.6
16	380	380	0.15	379.18	1.6
17	380	380	0.23	377.39	1.6
18	380	380	0.11	377.71	1.6
19	380	380	0.22	376.64	1.6
20	380	380	0.16	376.56	1.6

Note:

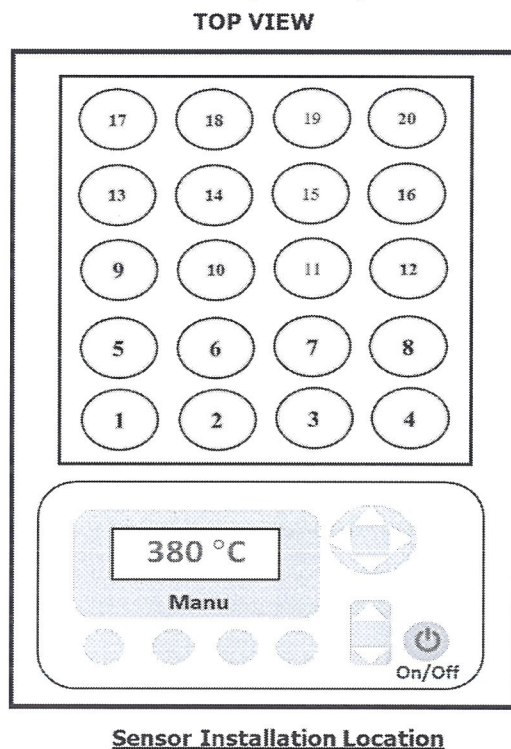
- UUC* = Unit Under Calibration
- Immersion depth of standard thermometer in tube level high of sand is equal heater plate of UUC.
- Stability = One-half of the greatest maximum difference of measured temperatures at one sensors, for at least half an hour after reaching steady state.

Verification Report

Certificate No.: 2202361-001-01
Equipment: HEATING BLOCK DIGESTION
Model: 2520 Serial No.: 91794469
Resolution: 1 °C ID No.: UAE.WAS.011/2560
Manufacturer: FOSS
Date of Calibration: 4-6 April 2022
Calibration point: 380 °C
Calibration result: Continued

Page 4 of 4

Figure 1. Location of Reference Standard and Block Diagram of Digestion Unit



Note:

- UUC* = Unit Under Calibration
- Immersion depth of standard thermometer in tube level high of sand is equal heater plate of UUC.
- Stability = One-half of the greatest maximum difference of measured temperatures at one sensors, for at least half an hour after reaching steady state.

The report uncertainty of measurement was based on standard uncertainty multiplied by coverage factor $k=2$, providing a level of confidence of approximately 95 %.

----- End -----